

BEGO compatibility overview 3D printing system components

Select your printer manufacturer



ASIGA



ivoclar

MICROLAY
3D PRINTERS

PLANMECA

rapidshape

PRUSA
RESEARCH
by JOSEF PRUSA



SprintRay



DLP printers
in general

BEGO compatibility overview 3D printing system components



BEGO Varseo XS

Cleaning



VarseoSmile TriniQ

Permanent crowns, bridges and denture teeth

Ultrasonic bath: 3 min + 2 min (Isopropanol 99%, Ethanol 96% or Inova Printwash)	Ackuretta¹ Cleani²: 3 min + 3 min (Isopropanol 99%)	Rapid Shape¹ RS Wash: 4 min Reservoir 1 (Isopropanol 99%) + 3 min Reservoir 2 (Isopropanol 99%) + 3 min drying + spraying off (Isopropanol 99%)
--	---	--



VarseoSmile Crown plus

Permanent single crowns, inlays, onlays and veneers

Ultrasonic bath: 3 min + 2 min (Isopropanol 99% or Ethanol 96%)	Formlabs¹ Form Wash: 3 min (Isopropanol 99%)	Whip Mix¹ Veriwash + Veriwhirl/ Ackuretta¹ Cleani²: 3 min + 3 min (Isopropanol 99%)	Manuelle cleaning with tensides: Details see last page	SprintRay¹ ProWash S/ ProWash/Dry: 4 min Reservoir 1 (Isopropanol 99%) + 3 min Reservoir 2 (Isopropanol 99%) + 3 min drying + spraying off (Isopropanol 99%)
			Ivoclar¹ PrograPrint Clean: 3 min Reservoir 1 (Isopropanol 99%) + 3 min Reservoir 2 (Isopropanol 99%) + brush cleaning + spray off (Isopropanol 99%)	Rapid Shape¹ RS Wash: 4 min Reservoir 1 (Isopropanol 99%) + 3 min Reservoir 2 (Isopropanol 99%) + 3 min drying + spraying off (Isopropanol 99%)



VarseoSmile Temp

Temporary crown and bridge restorations, inlays, onlays and veneers

Ultrasonic bath: 3 min + 2 min (Isopropanol 99% or Ethanol 96%)	Formlabs Form Wash: 3 min (Isopropanol 99%)	Whip Mix Veriwash + Veriwhirl/ Ackuretta Cleani²: 3 min + 3 min (Isopropanol 99%)	Manual cleaning with tensides: Details see last page	SprintRay ProWash S/ProWash/Dry: 4 min Reservoir 1 (Isopropanol 99%) + 3 min Reservoir 2 (Isopropanol 99%) + 3 min Trocknung + spraying off (Isopropanol 99%)
			Ivoclar PrograPrint Clean: 3 min Reservoir 1 (Isopropanol 99%) + 3 min Reservoir 2 (Isopropanol 99%) + brush cleaning + spraying off (Isopropanol 99%)	Rapid Shape RS Wash: 4 min Reservoir 1 (Isopropanol 99%) + 3 min Reservoir 2 (Isopropanol 99%) + 3 min drying + spraying off (Isopropanol 99%)



VarseoSmile Teeth

Denture teeth

Ultrasonic bath: 3 min + 2 min (Isopropanol 99% or Ethanol 96%)	Whip Mix Veriwash + Veriwhirl/ Ackuretta Cleani²: 3 min + 3 min (Isopropanol 99%)	SprintRay ProWash S/ ProWash/Dry: 4 min reservoir 1 (Isopropanol 99%) + 3 min reservoir 2 (Isopropanol 99%) + 3 min drying + spraying off (Isopropanol 99%)
---	--	---



VarseoWax CAD/CAST

Burnout objects

Ultrasonic bath: 3 min + 2 min (Isopropanol 99% or Ethanol 96%)	Rapid Shape RS Wash: 4 min Reservoir 1 (Isopropanol 99%) + 3 min Reservoir 2 (Isopropanol 99%) + 3 min drying + spraying off (Isopropanol 99%)
---	--



VarseoWax Model

Dental models

Ultrasonic bath: 5 min (Isopropanol 99% or Ethanol 96%)	Formlabs Form Wash: 5 min (Isopropanol 99%)	Anycubic¹ Wash & Cure Plus³: 8 min (Isopropanol 99% or Ethanol 96%)	Rapid Shape RS Wash: 4 min reservoir 1 (Isopropanol 99%) + 3 min reservoir 2 (Isopropanol 99%) + 3 min drying + spraying off (Isopropanol 99%)
---	---	---	--

Light-curing

BEGO Otofash: 2 x 2.000 flashes	Ackuretta CURIE/ Varseo Cure²: 2 x 2,5 min exposure parameters P13 D8 T2.30B0n	Ackuretta CURIE Plus: 2 x 2,5 min exposure parameters P9 D80 T2.00 B0n	Rapid Shape RS Cure: 15 min using lower and upper wavelength at 100 % Power (without Vakuum)
---	---	--	--

BEGO Otofash: 2 x 1.500 flashes	HiLite Power (Kulzer¹): 2 x 90 sec	Formlabs Form Cure: 2 x 20 min @ 60 °C	SprintRay ProCure: 2 x 20 min @ 20 °C	SprintRay ProCure 2: Preprogrammed resin profile VarseoSmile Crown plus (60 sec – pause – 50 sec) in zone A	CUREbox¹ Plus: 2 x 20 min @ 30 °C	Ackuretta CURIE/ Varseo Cure²: 2 x 2,5 min exposure parameters: P13 D8 T2.30B0n
Shining 3D FabCure: 2 x 15 min	Shining 3D FabCure²: 2 x 5 min @ 20 °C	Ackuretta CURIE Plus: 2 x 2 min Belichtungsparameter: P9 D80 T2.00B0n	Ivoclar PrograPrint Cure: 2 x 2 min on the PrograPrint Object Holder ¹² (25% Intensität, 405 nm)	Rapid Shape RS Cure: 15 min using lower and upper wavelength at 100 % Power (without Vakuum)	Formlabs Fast Cure¹⁰:	

BEGO Otofash: 2 x 1.500 flashes	HiLite Power (Kulzer): 2 x 90 sec	Formlabs Form Cure: 2 x 20 min @ 60 °C	SprintRay ProCure: 2 x 20 min @ 20 °C	SprintRay ProCure 2: Preprogrammed resin profile VarseoSmile Temp (60 sec – pause – 50 sec) in zone A	CUREbox Plus: 2 x 20 min @ 30 °C	Ackuretta CURIE/ Varseo Cure²: 2 x 2,5 min exposure parameters: P13 D8 T2.30B0n
Shining 3D FabCure: 2 x 15 min	Shining 3D FabCure²: 2 x 5 min @ 20 °C	Ackuretta CURIE Plus: 2 x 2 min exposure parameters P9 D80 T2.00B0n	Ivoclar PrograPrint Cure: 2 x 2 min on the PrograPrint Object Holder ¹² (25% Intensität, 405 nm)	Rapid Shape RS Cure: 15 min using lower and upper wavelength at 100 % Power (without Vakuum)	Formlabs Fast Cure¹⁰:	

BEGO Otofash: 2 x 1.500 flashes	HiLite Power (Kulzer): 2 x 90 sec	SprintRay ProCure: 2 x 20 min @ 20 °C	Ackuretta CURIE Plus: 2x 2 min exposure parameters P9 D80 T2.00B0n	Ackuretta CURIE/ Varseo Cure²: 2 x 2,5 min exposure parameters: P13 D8 T2.30B0n
Shining 3D FabCure: 2 x 15 min	Shining 3D FabCure²: 2 x 5 min @ 20 °C			

BEGO Otofash: 2 x 500 flashes	HiLite Power (Kulzer): 2 x 90 sec	Ackuretta CURIE/ Varseo Cure²: 1 x 2 min exposure parameters P13 D8 T2.00 B0n	Rapid Shape RS Cure: 15 min using lower and upper wavelength at 100 % Power (without Vakuum)
---	---	--	--

Flash or LED light-curing devices, e.g.:					
BEGO Otofash: 2 x 2.000 flashes	HiLite Power (Kulzer): 2 x 180 sec	Formlabs Form Cure: 2 x 20 min @ 60 °C	Anycubic Wash & Cure Plus³: 2 x 20 min	Ackuretta CURIE/ Varseo Cure²: 1 x 5 min exposure parameters: P13 D8 T5.00 B0n	Rapid Shape RS Cure: 15 min using lower and upper wavelength at 100 % Power (without Vakuum)

¹ This symbol is a commercial designation/registered trademark of a company which is not part of the BEGO company group.

² Both devices are identical in construction.

³ Compatibility applies to the design status to the serial no. W31126A0405446.

¹⁰ Device needs to cool down between postcuring cycles for at least 10 minutes. This can be accelerated by blowing cold air into the device.

¹² PrograPrint object holder must be purchased separately (not supplied as standard).

For detailed information on the production workflow, please refer to the instructions for use of the respective VarseoSmile or VarseoWax resins. Pictures and illustrations are exemplary. Colors, symbols, design and information on the labels and/or packaging shown may differ from reality. Not all products and services shown are available in all countries.

BEGO compatibility overview 3D printing system components



BEGO Varseo/Varseo L/Varseo S

Cleaning

Light-curing



VarseoSmile TriniQ

Permanent crowns, bridges and denture teeth

Ultrasonic bath: 3 min + 2 min (Isopropanol 99 % or Ethanol 96 %)	Formlabs¹ Form Wash: 3 min (Isopropanol 99 %)	Whip Mix¹ Veriwash + Veriwhirl/ Ackuretta¹ Cleani²: 3 min + 3 min (Isopropanol 99 %)	Manuelle cleaning with tensides: <i>Details see last page</i>	SprintRay¹ ProWash S/ ProWash/Dry: 4 min Reservoir 1 (Isopropanol 99 %) + 3 min Reservoir 2 (Isopropanol 99 %) + 3 min drying + spraying off (Isopropanol 99 %)
--	---	--	---	--

BEGO Otoflash: 2 x 1.500 flashes	HiLite Power (Kulzer¹): 2 x 90 sec	Formlabs Form Cure: 2 x 20 min @ 60 °C	SprintRay ProCure: 2 x 20 min @ 20 °C	SprintRay ProCure 2: Preprogrammed resin profile VarseoSmile Crown ^{plus} (60 sec – pause – 50 sec) in zone A	CUREbox¹ Plus: 2 x 20 min @ 30 °C	Ackuretta CURIE/ Varseo Cure²: 2 x 2,5 min exposure parameters: P13 D8 T2.30B0n
--	---	--	---	--	--	--



VarseoSmile Crown plus

Permanent single crowns, inlays, onlays and veneers

Ultrasonic bath: 3 min + 2 min (Isopropanol 99 % or Ethanol 96 %)	Formlabs Form Wash: 3 min (Isopropanol 99 %)	Whip Mix Veriwash + Veriwhirl/ Ackuretta Cleani²: 3 min + 3 min (Isopropanol 99 %)	Manuelle cleaning with tensides: <i>Details see last page</i>	SprintRay ProWash S/ ProWash/Dry: 4 min Reservoir 1 (Isopropanol 99 %) + 3 min Reservoir 2 (Isopropanol 99 %) + 3 min Trocknung + spraying off (Isopropanol 99 %)
--	---	--	---	---

Shining 3D FabCure: 2 x 15 min	Shining 3D FabCure²: 2 x 5 min @ 20 °C	Ackuretta CURIE Plus: 2 x 2 min Belichtungsparameter: P9 D80 T2.00B0n	Ivoclar PrograPrint Cure: 2 x 2 min on the PrograPrint Object Holder ¹² (25 % Intensität, 405 nm)	Rapid Shape RS Cure: 15 min using lower and upper wavelength at 100 % Power (without Vakuum)	Formlabs Fast Cure¹⁰: 2 x 2,5 min with intensity Ivl 1 (see preprogrammed resin profile Permanent Crown)
--	---	---	--	--	---



VarseoSmile Temp

Temporary crown and bridge restorations, inlays, onlays and veneers

Ultrasonic bath: 3 min + 2 min (Isopropanol 99 % or Ethanol 96 %)	Formlabs Form Wash: 3 min (Isopropanol 99 %)	Whip Mix Veriwash + Veriwhirl/ Ackuretta Cleani²: 3 min + 3 min (Isopropanol 99 %)	Manuelle cleaning with tensides: <i>Details see last page</i>	SprintRay ProWash S/ ProWash/Dry: 4 min Reservoir 1 (Isopropanol 99 %) + 3 min Reservoir 2 (Isopropanol 99 %) + 3 min Trocknung + spraying off (Isopropanol 99 %)
--	---	--	---	---

BEGO Otoflash: 2 x 1.500 flashes	HiLite Power (Kulzer¹): 2 x 90 sec	Formlabs Form Cure: 2 x 20 min @ 60 °C	SprintRay ProCure: 2 x 20 min @ 20 °C	SprintRay ProCure 2: Preprogrammed resin profile VarseoSmile Temp (60 sec – pause – 50 sec) in zone A	CUREbox Plus: 2 x 20 min @ 30 °C	Ackuretta CURIE/ Varseo Cure²: 2 x 2,5 min exposure parameters: P13 D8 T2.30B0n
--	---	--	---	---	--	--



VarseoSmile Teeth

Denture teeth

Ultrasonic bath: 3 min + 2 min (Isopropanol 99 % or Ethanol 96 %)	Rapid Shape RS Wash: 4 min Reservoir 1 (Isopropanol 99 %) + 3 min Reservoir 2 (Isopropanol 99 %) + 3 min drying + spraying off (Isopropanol 99 %)
--	---

BEGO Otoflash: 2 x 500 flashes	HiLite Power (Kulzer¹): 2 x 90 sec	Ackuretta CURIE/ Varseo Cure²: 1 x 2 min exposure parameters P13 D8 T2.00 B0n	Rapid Shape RS Cure: 15 min using lower and upper wavelength at 100 % Power (without Vakuum)
--	---	--	--



VarseoWax CAD/CAST

Burnout objects

Ultrasonic bath: 3 min + 2 min (Isopropanol 99 % or Ethanol 96 %)	Rapid Shape RS Wash: 4 min Reservoir 1 (Isopropanol 99 %) + 3 min Reservoir 2 (Isopropanol 99 %) + 3 min drying + spraying off (Isopropanol 99 %)
--	---

BEGO Otoflash: 2 x 500 flashes	HiLite Power (Kulzer¹): 2 x 90 sec	Ackuretta CURIE/ Varseo Cure²: 1 x 2 min exposure parameters P13 D8 T2.00 B0n	Rapid Shape RS Cure: 15 min using lower and upper wavelength at 100 % Power (without Vakuum)
--	---	--	--



VarseoWax Model

Dental models

Ultrasonic bath: 3 min + 2 min (Isopropanol 99 % or Ethanol 96 %)	Rapid Shape RS Wash: 4 min Reservoir 1 (Isopropanol 99 %) + 3 min Reservoir 2 (Isopropanol 99 %) + 3 min drying + spraying off (Isopropanol 99 %)
--	---

BEGO Otoflash: 2 x 500 flashes	HiLite Power (Kulzer¹): 2 x 90 sec	Ackuretta CURIE/ Varseo Cure²: 1 x 2 min exposure parameters P13 D8 T2.00 B0n	Rapid Shape RS Cure: 15 min using lower and upper wavelength at 100 % Power (without Vakuum)
--	---	--	--

¹ This symbol is a commercial designation/registered trademark of a company which is not part of the BEGO company group.

² Both devices are identical in construction.

¹⁰ Device needs to cool down between postcuring cycles for at least 10 minutes. This can be accelerated by blowing cold air into the device.

¹² PrograPrint object holder must be purchased separately (not supplied as standard).

For detailed information on the production workflow, please refer to the instructions for use of the respective VarseoSmile or VarseoWax resins. Pictures and illustrations are exemplary. Colors, symbols, design and information on the labels and/or packaging shown may differ from reality. Not all products and services shown are available in all countries.

BEGO compatibility overview 3D printing system components



Ackuretta¹ DENTIQ/Freeshape 120⁴

Cleaning

Light-curing



VarseoSmile TriniQ

Permanent crowns, bridges and denture teeth



VarseoSmile Crown plus

Permanent single crowns, inlays, onlays and veneers



VarseoSmile Temp

Temporary crown and bridge restorations, inlays, onlays and veneers



VarseoSmile Teeth

Denture teeth



VarseoWax CAD/CAST

Burnout objects



VarseoWax Model

Dental models

<p>Ultrasonic bath: 3 min + 2 min (Isopropanol 99% or Ethanol 96%)</p>	<p>Formlabs¹ Form Wash: 3 min (Isopropanol 99%)</p>	<p>Whip Mix¹ Veriwash + Veriwhirl/ Ackuretta¹ Cleani²: 3 min + 3 min (Isopropanol 99%)</p>	<p>Manuelle cleaning with tensides: Details see last page</p>	<p>SprintRay¹ ProWash S/ProWash/Dry: 4 min Reservoir 1 (Isopropanol 99%) + 3 min Reservoir 2 (Isopropanol 99%) + 3 min drying + spraying off (Isopropanol 99%)</p>
			<p>Ivoclar¹ PrograPrint Clean: 3 min Reservoir 1 (Isopropanol 99%) + 3 min Reservoir 2 (Isopropanol 99%) + brush cleaning + spray off (Isopropanol 99%)</p>	<p>Rapid Shape¹ RS Wash: 4 min Reservoir 1 (Isopropanol 99%) + 3 min Reservoir 2 (Isopropanol 99%) + 3 min drying + spraying off (Isopropanol 99%)</p>
<p>Ultrasonic bath: 3 min + 2 min (Isopropanol 99% or Ethanol 96%)</p>	<p>Formlabs Form Wash: 3 min (Isopropanol 99%)</p>	<p>Whip Mix Veriwash + Veriwhirl/ Ackuretta Cleani²: 3 min + 3 min (Isopropanol 99%)</p>	<p>Manual cleaning with tensides: Details see last page</p>	<p>SprintRay ProWash S/ProWash/Dry: 4 min Reservoir 1 (Isopropanol 99%) + 3 min Reservoir 2 (Isopropanol 99%) + 3 min Trocknung + spraying off (Isopropanol 99%)</p>
			<p>Ivoclar PrograPrint Clean: 3 min Reservoir 1 (Isopropanol 99%) + 3 min Reservoir 2 (Isopropanol 99%) + brush cleaning + spraying off (Isopropanol 99%)</p>	<p>Rapid Shape RS Wash: 4 min Reservoir 1 (Isopropanol 99%) + 3 min Reservoir 2 (Isopropanol 99%) + 3 min drying + spraying off (Isopropanol 99%)</p>
<p>Ultrasonic bath: 3 min + 2 min (Isopropanol 99% or Ethanol 96%)</p>	<p>Whip Mix Veriwash + Veriwhirl/ Ackuretta Cleani²: 3 min + 3 min (Isopropanol 99%)</p>	<p>SprintRay ProWash S/ProWash/Dry: 4 min reservoir 1 (Isopropanol 99%) + 3 min reservoir 2 (Isopropanol 99%) + 3 min drying + spraying off (Isopropanol 99%)</p>		
<p>Ultrasonic bath: 5 min (Isopropanol 99% or Ethanol 96%)</p>	<p>Formlabs Form Wash: 5 min (Isopropanol 99%)</p>	<p>Anycubic¹ Wash & Cure Plus³: 8 min (Isopropanol 99% or Ethanol 96%)</p>	<p>Rapid Shape RS Wash: 4 min reservoir 1 (Isopropanol 99%) + 3 min reservoir 2 (Isopropanol 99%) + 3 min drying + spraying off (Isopropanol 99%)</p>	

<p>BEGO Otofash: 2 x 1.500 flashes</p>	<p>HiLite Power (Kulzer¹): 2 x 90 sec</p>	<p>Formlabs Form Cure: 2 x 20 min @ 60 °C</p>	<p>SprintRay ProCure: 2 x 20 min @ 20 °C</p>	<p>SprintRay ProCure 2: Preprogrammed resin profile VarseoSmile Crown plus (60 sec – pause – 50 sec) in zone A</p>	<p>CUREbox¹ Plus: 2 x 20 min @ 30 °C</p>	<p>Ackuretta CURIE/Varseo Cure²: 2 x 2,5 min exposure parameters: P13 D8 T2.30B0n</p>
<p>Shining 3D FabCure: 2 x 15 min</p>	<p>Shining 3D FabCure²: 2 x 5 min @ 20 °C</p>	<p>Ackuretta CURIE Plus: 2 x 2 min Belichtungsparameter: P9 D80 T2.00B0n</p>		<p>Ivoclar PrograPrint Cure: 2 x 2 min on the PrograPrint Object Holder¹² (25% Intensität, 405 nm)</p>	<p>Rapid Shape RS Cure: 15 min using lower and upper wavelength at 100% Power (without Vakuum)</p>	<p>Formlabs Fast Cure¹⁰: 2 x 2,5 min with intensity lvl 1 (see preprogrammed resin profile Permanent Crown)</p>
<p>BEGO Otofash: 2 x 1.500 flashes</p>	<p>HiLite Power (Kulzer): 2 x 90 sec</p>	<p>Formlabs Form Cure: 2 x 20 min @ 60 °C</p>	<p>SprintRay ProCure: 2 x 20 min @ 20 °C</p>	<p>SprintRay ProCure 2: Preprogrammed resin profile VarseoSmile Temp (60 sec – pause – 50 sec) in zone A</p>	<p>CUREbox Plus: 2 x 20 min @ 30 °C</p>	<p>Ackuretta CURIE/Varseo Cure²: 2 x 2,5 min exposure parameters: P13 D8 T2.30B0n</p>
<p>Shining 3D FabCure: 2 x 15 min</p>	<p>Shining 3D FabCure²: 2 x 5 min @ 20 °C</p>	<p>Ackuretta CURIE Plus: 2 x 2 min exposure parameters: P9 D80 T2.00B0n</p>		<p>Ivoclar PrograPrint Cure: 2 x 2 min on the PrograPrint Object Holder¹² (25% Intensität, 405 nm)</p>	<p>Rapid Shape RS Cure: 15 min using lower and upper wavelength at 100% Power (without Vakuum)</p>	<p>Formlabs Fast Cure¹⁰: 2 x 2,5 min with intensity lvl 1 (see preprogrammed resin profily CB)</p>
<p>BEGO Otofash: 2 x 1.500 flashes</p>	<p>HiLite Power (Kulzer): 2 x 90 sec</p>	<p>SprintRay ProCure: 2 x 20 min @ 20 °C</p>	<p>Ackuretta CURIE Plus: 2x 2 min exposure parameters: P9 D80 T2.00B0n</p>	<p>Ackuretta CURIE/Varseo Cure²: 2 x 2,5 min exposure parameters: P13 D8 T2.30B0n</p>		
<p>Shining 3D FabCure: 2 x 15 min</p>	<p>Shining 3D FabCure²: 2 x 5 min @ 20 °C</p>					
<p>Flash or LED light-curing devices, e.g.:</p>						
<p>BEGO Otofash: 2 x 2.000 flashes</p>	<p>HiLite Power (Kulzer): 2 x 180 sec</p>	<p>Formlabs Form Cure: 2 x 20 min @ 60 °C</p>	<p>Anycubic Wash & Cure Plus³: 2 x 20 min</p>	<p>Ackuretta CURIE/Varseo Cure²: 1 x 5 min exposure parameters: P13 D8 T5.00 B0n</p>	<p>Rapid Shape RS Cure: 15 min using lower and upper wavelength at 100% Power (without Vakuum)</p>	

¹ This symbol is a commercial designation/registered trademark of a company which is not part of the BEGO company group.
² Both devices are identical in construction.
³ Compatibility applies to the design status to the serial no. W31126A0405446.
⁴ Ackuretta Dentiq & Freeshape 120 can only be used with anodized aluminium build platform (for VarseoSmile Crown plus and VarseoSmile Temp).
¹⁰ Device needs to cool down between postcuring cycles for at least 10 minutes. This can be accelerated by blowing cold air into the device.
¹² PrograPrint object holder must be purchased separately (not supplied as standard).
 For detailed information on the production workflow, please refer to the instructions for use of the respective VarseoSmile or VarseoWax resins. Pictures and illustrations are exemplary. Colors, symbols, design and information on the labels and/or packaging shown may differ from reality. Not all products and services shown are available in all countries.

BEGO compatibility overview 3D printing system components



Ackuretta¹ SOL⁵

Cleaning

Light-curing



VarseoSmile TriniQ

Permanent crowns, bridges and denture teeth

Ultrasonic bath: 3 min + 2 min (Isopropanol 99 %, Ethanol 96 % or Inova Printwash)	Ackuretta¹ Cleani²: 3 min + 3 min (Isopropanol 99 %)	Rapid Shape¹ RS Wash: 4 min Reservoir 1 (Isopropanol 99 %) + 3 min Reservoir 2 (Isopropanol 99 %) + 3 min drying + spraying off (Isopropanol 99 %)
---	---	--

BEGO Otoflash: 2 × 2.000 flashes	Ackuretta CURIE / Varseo Cure²: 2 × 2,5 min exposure parameters P13 D8 T2.30BOn	Ackuretta CURIE Plus: 2 × 2,5 min exposure parameters P9 D80 T2.00 BOn	Rapid Shape RS Cure: 15 min using lower and upper wavelength at 100 % Power (without Vakuum)
--	--	--	--



VarseoSmile Crown plus

Permanent single crowns, inlays, onlays and veneers

Ultrasonic bath: 3 min + 2 min (Isopropanol 99 % or Ethanol 96 %)	Formlabs¹ Form Wash: 3 min (Isopropanol 99 %)	Whip Mix¹ Veriwash + Veriwhirl / Ackuretta¹ Cleani²: 3 min + 3 min (Isopropanol 99 %)	Manuelle cleaning with tensides: Details see last page	SprintRay¹ ProWash S / ProWash/Dry: 4 min Reservoir 1 (Isopropanol 99 %) + 3 min Reservoir 2 (Isopropanol 99 %) + 3 min drying + spraying off (Isopropanol 99 %)
Ivoclar¹ PrograPrint Clean: 3 min Reservoir 1 (Isopropanol 99 %) + 3 min Reservoir 2 (Isopropanol 99 %) + brush cleaning + spray off (Isopropanol 99 %)		Rapid Shape¹ RS Wash: 4 min Reservoir 1 (Isopropanol 99 %) + 3 min Reservoir 2 (Isopropanol 99 %) + 3 min drying + spraying off (Isopropanol 99 %)		

BEGO Otoflash: 2 × 1.500 flashes	HiLite Power (Kulzer¹): 2 × 90 sec	Formlabs Form Cure: 2 × 20 min @ 60 °C	SprintRay ProCure: 2 × 20 min @ 20 °C	SprintRay ProCure 2: Preprogrammed resin profile VarseoSmile Crown plus (60 sec – pause – 50 sec) in zone A	CUREbox¹ Plus: 2 × 20 min @ 30 °C	Ackuretta CURIE / Varseo Cure²: 2 × 2,5 min exposure parameters: P13 D8 T2.30BOn
Shining 3D FabCure: 2 × 15 min	Shining 3D FabCure²: 2 × 5 min @ 20 °C	Ackuretta CURIE Plus: 2 × 2 min Belichtungsparameter: P9 D80 T2.00BOn	Ivoclar PrograPrint Cure: 2 × 2 min on the PrograPrint Object Holder ¹² (25% Intensität, 405 nm)	Rapid Shape RS Cure: 15 min using lower and upper wavelength at 100 % Power (without Vakuum)	Formlabs Fast Cure¹⁰: 2 × 2,5 min with intensity lvl 1 (see preprogrammed resin profile Permanent Crown)	



VarseoSmile Temp

Temporary crown and bridge restorations, inlays, onlays and veneers

Ultrasonic bath: 3 min + 2 min (Isopropanol 99 % or Ethanol 96 %)	Formlabs Form Wash: 3 min (Isopropanol 99 %)	Whip Mix Veriwash + Veriwhirl / Ackuretta¹ Cleani²: 3 min + 3 min (Isopropanol 99 %)	Manuelle cleaning with tensides: Details see last page	SprintRay ProWash S / ProWash/Dry: 4 min Reservoir 1 (Isopropanol 99 %) + 3 min Reservoir 2 (Isopropanol 99 %) + 3 min Trocknung + spraying off (Isopropanol 99 %)
Ivoclar PrograPrint Clean: 3 min Reservoir 1 (Isopropanol 99 %) + 3 min Reservoir 2 (Isopropanol 99 %) + brush cleaning + spraying off (Isopropanol 99 %)		Rapid Shape RS Wash: 4 min Reservoir 1 (Isopropanol 99 %) + 3 min Reservoir 2 (Isopropanol 99 %) + 3 min drying + spraying off (Isopropanol 99 %)		

BEGO Otoflash: 2 × 1.500 flashes	HiLite Power (Kulzer): 2 × 90 sec	Formlabs Form Cure: 2 × 20 min @ 60 °C	SprintRay ProCure: 2 × 20 min @ 20 °C	SprintRay ProCure 2: Preprogrammed resin profile VarseoSmile Temp (60 sec – pause – 50 sec) in zone A	CUREbox Plus: 2 × 20 min @ 30 °C	Ackuretta CURIE / Varseo Cure²: 2 × 2,5 min exposure parameters: P13 D8 T2.30BOn
Shining 3D FabCure: 2 × 15 min	Shining 3D FabCure²: 2 × 5 min @ 20 °C	Ackuretta CURIE Plus: 2 × 2 min exposure parameters P9 D80 T2.00BOn	Ivoclar PrograPrint Cure: 2 × 2 min on the PrograPrint Object Holder ¹² (25% Intensität, 405 nm)	Rapid Shape RS Cure: 15 min using lower and upper wavelength at 100 % Power (without Vakuum)	Formlabs Fast Cure¹⁰: 2 × 2,5 min with intensity lvl 1 (see preprogrammed resin profiley CB)	



VarseoSmile Teeth

Denture teeth

Ultrasonic bath: 3 min + 2 min (Isopropanol 99 % or Ethanol 96 %)	Whip Mix Veriwash + Veriwhirl / Ackuretta¹ Cleani²: 3 min + 3 min (Isopropanol 99 %)	SprintRay ProWash S / ProWash/Dry: 4 min reservoir 1 (Isopropanol 99 %) + 3 min reservoir 2 (Isopropanol 99 %) + 3 min drying + spraying off (Isopropanol 99 %)
--	---	--

BEGO Otoflash: 2 × 1.500 flashes	HiLite Power (Kulzer): 2 × 90 sec	SprintRay ProCure: 2 × 20 min @ 20 °C	Ackuretta CURIE Plus: 2 × 2 min exposure parameters P9 D80 T2.00BOn	Ackuretta CURIE / Varseo Cure²: 2 × 2,5 min exposure parameters: P13 D8 T2.30BOn
Shining 3D FabCure: 2 × 15 min	Shining 3D FabCure²: 2 × 5 min @ 20 °C			



VarseoWax CAD/CAST

Burnout objects



VarseoWax Model

Dental models

¹ This symbol is a commercial designation/registered trademark of a company which is not part of the BEGO company group.

² Both devices are identical in construction.

⁵ Ackuretta SOL can only be used with anodized aluminium build platform (Small, Medium and Large).

¹⁰ Device needs to cool down between postcuring cycles for at least 10 minutes. This can be accelerated by blowing cold air into the device.

¹² PrograPrint object holder must be purchased separately (not supplied as standard).

For detailed information on the production workflow, please refer to the instructions for use of the respective VarseoSmile or VarseoWax resins. Pictures and illustrations are exemplary. Colors, symbols, design and information on the labels and/or packaging shown may differ from reality. Not all products and services shown are available in all countries.

BEGO compatibility overview 3D printing system components



Anycubic¹ Photon Mono X⁶

Cleaning

Light-curing



VarseoSmile TriniQ
Permanent crowns, bridges and denture teeth



VarseoSmile Crown plus
Permanent single crowns, inlays, onlays and veneers



VarseoSmile Temp
Temporary crown and bridge restorations, inlays, onlays and veneers



VarseoSmile Teeth
Denture teeth



VarseoWax CAD/CAST
Burnout objects



VarseoWax Model
Dental models

Ultrasonic bath: 5 min (Isopropanol 99% or Ethanol 96%)	Formlabs Form Wash: 5 min (Isopropanol 99%)	Anycubic¹ Wash & Cure Plus³: 8 min (Isopropanol 99% or Ethanol 96%)	Rapid Shape RS Wash: 4 min reservoir 1 (Isopropanol 99%) + 3 min reservoir 2 (Isopropanol 99%) + 3 min drying + spraying off (Isopropanol 99%)
--	--	--	---

Flash or LED light-curing devices, e.g.:					
BEGO Otoflash: 2 × 2.000 flashes	HiLite Power (Kulzer): 2 × 180 sec	Formlabs Form Cure: 2 × 20 min @ 60 °C	Anycubic Wash & Cure Plus³: 2 × 20 min	Ackuretta CURIE / Varseo Cure²: 1 × 5 min exposure parameters: P13 D8 T5.00 B0n	Rapid Shape RS Cure: 15 min using lower and upper wavelength at 100% Power (without Vakuum)

¹ This symbol is a commercial designation/registered trademark of a company which is not part of the BEGO company group.
³ Compatibility applies to the design status to the serial no. W31126A0405446.
⁶ Compatibility applies to the design status to the serial no. P02123C0306508.
 For detailed information on the production workflow, please refer to the instructions for use of the respective VarseoSmile or VarseoWax resins. Pictures and illustrations are exemplary. Colors, symbols, design and information on the labels and/or packaging shown may differ from reality. Not all products and services shown are available in all countries.

BEGO compatibility overview 3D printing system components



Asiga¹ Max UV/Max 405

Cleaning



VarseoSmile TriniQ

Permanent crowns, bridges and denture teeth

Ultrasonic bath: 3 min + 2 min (Isopropanol 99 %, Ethanol 96 % or Inova Printwash)	Ackuretta¹ Cleani²: 3 min + 3 min (Isopropanol 99 %)	Rapid Shape¹ RS Wash: 4 min Reservoir 1 (Isopropanol 99 %) + 3 min Reservoir 2 (Isopropanol 99 %) + 3 min drying + spraying off (Isopropanol 99 %)
---	---	--



VarseoSmile Crown plus

Permanent single crowns, inlays, onlays and veneers

Ultrasonic bath: 3 min + 2 min (Isopropanol 99 % or Ethanol 96 %)	Formlabs¹ Form Wash: 3 min (Isopropanol 99 %)	Whip Mix¹ Veriwash + Veriwhirl/ Ackuretta¹ Cleani²: 3 min + 3 min (Isopropanol 99 %)	Manuelle cleaning with tensides: Details see last page	SprintRay¹ ProWash S / ProWash/Dry: 4 min Reservoir 1 (Isopropanol 99 %) + 3 min Reservoir 2 (Isopropanol 99 %) + 3 min drying + spraying off (Isopropanol 99 %)
			Ivoclar¹ PrograPrint Clean: 3 min Reservoir 1 (Isopropanol 99 %) + 3 min Reservoir 2 (Isopropanol 99 %) + brush cleaning + spray off (Isopropanol 99 %)	Rapid Shape¹ RS Wash: 4 min Reservoir 1 (Isopropanol 99 %) + 3 min Reservoir 2 (Isopropanol 99 %) + 3 min drying + spraying off (Isopropanol 99 %)



VarseoSmile Temp

Temporary crown and bridge restorations, inlays, onlays and veneers

Ultrasonic bath: 3 min + 2 min (Isopropanol 99 % or Ethanol 96 %)	Formlabs Form Wash: 3 min (Isopropanol 99 %)	Whip Mix Veriwash + Veriwhirl/ Ackuretta Cleani²: 3 min + 3 min (Isopropanol 99 %)	Manual cleaning with tensides: Details see last page	SprintRay ProWash S / ProWash/Dry: 4 min Reservoir 1 (Isopropanol 99 %) + 3 min Reservoir 2 (Isopropanol 99 %) + 3 min Trocknung + spraying off (Isopropanol 99 %)
			Ivoclar PrograPrint Clean: 3 min Reservoir 1 (Isopropanol 99 %) + 3 min Reservoir 2 (Isopropanol 99 %) + brush cleaning + spraying off (Isopropanol 99 %)	Rapid Shape RS Wash: 4 min Reservoir 1 (Isopropanol 99 %) + 3 min Reservoir 2 (Isopropanol 99 %) + 3 min drying + spraying off (Isopropanol 99 %)



VarseoSmile Teeth

Denture teeth

Ultrasonic bath: 3 min + 2 min (Isopropanol 99 % or Ethanol 96 %)	Whip Mix Veriwash + Veriwhirl/ Ackuretta Cleani²: 3 min + 3 min (Isopropanol 99 %)	SprintRay ProWash S / ProWash/Dry: 4 min reservoir 1 (Isopropanol 99 %) + 3 min reservoir 2 (Isopropanol 99 %) + 3 min drying + spraying off (Isopropanol 99 %)
--	--	--



VarseoWax CAD/CAST

Burnout objects

Ultrasonic bath: 3 min + 2 min (Isopropanol 99 % or Ethanol 96 %)	Rapid Shape RS Wash: 4 min Reservoir 1 (Isopropanol 99 %) + 3 min Reservoir 2 (Isopropanol 99 %) + 3 min drying + spraying off (Isopropanol 99 %)
--	--



VarseoWax Model

Dental models

Ultrasonic bath: 5 min (Isopropanol 99 % or Ethanol 96 %)	Formlabs Form Wash: 5 min (Isopropanol 99 %)	Anycubic¹ Wash & Cure Plus³: 8 min (Isopropanol 99 % or Ethanol 96 %)	Rapid Shape RS Wash: 4 min reservoir 1 (Isopropanol 99 %) + 3 min reservoir 2 (Isopropanol 99 %) + 3 min drying + spraying off (Isopropanol 99 %)
--	---	--	--

Light-curing

BEGO Otofash: 2 x 2.000 flashes	Ackuretta CURIE / Varseo Cure²: 2 x 2,5 min exposure parameters P13 D8 T2.30B0n	Ackuretta CURIE Plus: 2 x 2,5 min exposure parameters P9 D80 T2.00 B0n	Rapid Shape RS Cure: 15 min using lower and upper wavelength at 100 % Power (without Vakuum)
---	--	--	--

BEGO Otofash: 2 x 1.500 flashes	HiLite Power (Kulzer¹): 2 x 90 sec	Formlabs Form Cure: 2 x 20 min @ 60 °C	SprintRay ProCure: 2 x 20 min @ 20 °C	SprintRay ProCure 2: Preprogrammed resin profile VarseoSmile Crown plus (60 sec – pause – 50 sec) in zone A	CUREbox¹ Plus: 2 x 20 min @ 30 °C	Ackuretta CURIE / Varseo Cure²: 2 x 2,5 min exposure parameters: P13 D8 T2.30B0n
Shining 3D FabCure: 2 x 15 min	Shining 3D FabCure²: 2 x 5 min @ 20 °C	Ackuretta CURIE Plus: 2 x 2 min Belichtungsparameter: P9 D80 T2.00B0n	Ivoclar PrograPrint Cure: 2 x 2 min on the PrograPrint Object Holder ¹² (25 % Intensität, 405 nm)	Rapid Shape RS Cure: 15 min using lower and upper wavelength at 100 % Power (without Vakuum)	Formlabs Fast Cure¹⁰: 2 x 2,5 min with intensity lvl 1 (see preprogrammed resin profile Permanent Crown)	

BEGO Otofash: 2 x 1.500 flashes	HiLite Power (Kulzer): 2 x 90 sec	Formlabs Form Cure: 2 x 20 min @ 60 °C	SprintRay ProCure: 2 x 20 min @ 20 °C	SprintRay ProCure 2: Preprogrammed resin profile VarseoSmile Temp (60 sec – pause – 50 sec) in zone A	CUREbox Plus: 2 x 20 min @ 30 °C	Ackuretta CURIE / Varseo Cure²: 2 x 2,5 min exposure parameters: P13 D8 T2.30B0n
Shining 3D FabCure: 2 x 15 min	Shining 3D FabCure²: 2 x 5 min @ 20 °C	Ackuretta CURIE Plus: 2x 2 min exposure parameters P9 D80 T2.00B0n	Ivoclar PrograPrint Cure: 2 x 2 min on the PrograPrint Object Holder ¹² (25 % Intensität, 405 nm)	Rapid Shape RS Cure: 15 min using lower and upper wavelength at 100 % Power (without Vakuum)	Formlabs Fast Cure¹⁰: 2 x 2,5 min with intensity lvl 1 (see preprogrammed resin profiley CB)	

BEGO Otofash: 2 x 1.500 flashes	HiLite Power (Kulzer): 2 x 90 sec	SprintRay ProCure: 2 x 20 min @ 20 °C	Ackuretta CURIE Plus: 2x 2 min exposure parameters P9 D80 T2.00B0n	Ackuretta CURIE / Varseo Cure²: 2 x 2,5 min exposure parameters: P13 D8 T2.30B0n
Shining 3D FabCure: 2 x 15 min	Shining 3D FabCure²: 2 x 5 min @ 20 °C			

BEGO Otofash: 2 x 500 flashes	HiLite Power (Kulzer): 2 x 90 sec	Ackuretta CURIE / Varseo Cure²: 1 x 2 min exposure parameters P13 D8 T2.00 B0n	Rapid Shape RS Cure: 15 min using lower and upper wavelength at 100 % Power (without Vakuum)
---	---	--	--

Flash or LED light-curing devices, e.g.:					
BEGO Otofash: 2 x 2.000 flashes	HiLite Power (Kulzer): 2 x 180 sec	Formlabs Form Cure: 2 x 20 min @ 60 °C	Anycubic Wash & Cure Plus³: 2 x 20 min	Ackuretta CURIE / Varseo Cure²: 1 x 5 min exposure parameters: P13 D8 T5.00 B0n	Rapid Shape RS Cure: 15 min using lower and upper wavelength at 100 % Power (without Vakuum)

¹ This symbol is a commercial designation/registered trademark of a company which is not part of the BEGO company group.

² Both devices are identical in construction.

³ Compatibility applies to the design status to the serial no. W31126A0405446.

¹⁰ Device needs to cool down between postcuring cycles for at least 10 minutes. This can be accelerated by blowing cold air into the device.

¹² PrograPrint object holder must be purchased separately (not supplied as standard).

For detailed information on the production workflow, please refer to the instructions for use of the respective VarseoSmile or VarseoWax resins. Pictures and illustrations are exemplary. Colors, symbols, design and information on the labels and/or packaging shown may differ from reality. Not all products and services shown are available in all countries.

BEGO compatibility overview 3D printing system components



Asiga¹ Pro 4K80⁷

Cleaning

Light-curing



VarseoSmile TriniQ
Permanent crowns, bridges and denture teeth



VarseoSmile Crown plus
Permanent single crowns, inlays, onlays and veneers



VarseoSmile Temp
Temporary crown and bridge restorations, inlays, onlays and veneers



VarseoSmile Teeth
Denture teeth



VarseoWax CAD/CAST
Burnout objects



VarseoWax Model
Dental models

Ultrasonic bath: 5 min (Isopropanol 99 % or Ethanol 96 %)	Formlabs Form Wash: 5 min (Isopropanol 99 %)	Anycubic¹ Wash & Cure Plus³: 8 min (Isopropanol 99 % or Ethanol 96 %)	Rapid Shape RS Wash: 4 min reservoir 1 (Isopropanol 99 %) + 3 min reservoir 2 (Isopropanol 99 %) + 3 min drying + spraying off (Isopropanol 99 %)
--	---	--	--

Flash or LED light-curing devices, e.g.:					
BEGO Otoflash: 2 × 2.000 flashes	HiLite Power (Kulzer): 2 × 180 sec	Formlabs Form Cure: 2 × 20 min @ 60 °C	Anycubic Wash & Cure Plus³: 2 × 20 min	Ackuretta CURIE / Varseo Cure²: 1 × 5 min exposure parameters: P13 D8 T5.00 B0n	Rapid Shape RS Cure: 15 min using lower and upper wavelength at 100 % Power (without Vakuum)

¹ This symbol is a commercial designation/registered trademark of a company which is not part of the BEGO company group.
³ Compatibility applies to the design status to the serial no. W31126A0405446.
⁷ Printer must be operated in 4K mode.
 For detailed information on the production workflow, please refer to the instructions for use of the respective VarseoSmile or VarseoWax resins. Pictures and illustrations are exemplary. Colors, symbols, design and information on the labels and/or packaging shown may differ from reality. Not all products and services shown are available in all countries.

BEGO compatibility overview 3D printing system components



DEKEMA¹ trix print²

Cleaning

Light-curing



VarseoSmile TriniQ

Permanent crowns, bridges and denture teeth



VarseoSmile Crown plus

Permanent single crowns, inlays, onlays and veneers



VarseoSmile Temp

Temporary crown and bridge restorations, inlays, onlays and veneers



VarseoSmile Teeth

Denture teeth



VarseoWax CAD/CAST

Burnout objects



VarseoWax Model

Dental models

<p>Ultrasonic bath: 3 min + 2 min (Isopropanol 99% or Ethanol 96%)</p>	<p>Formlabs¹ Form Wash: 3 min (Isopropanol 99%)</p>	<p>Whip Mix¹ Veriwash + Veriwhirl/ Ackuretta¹ Cleani²: 3 min + 3 min (Isopropanol 99%)</p>	<p>Manuelle cleaning with tensides: <i>Details see last page</i></p>	<p>SprintRay¹ ProWash S / ProWash/Dry: 4 min Reservoir 1 (Isopropanol 99%) + 3 min Reservoir 2 (Isopropanol 99%) + 3 min drying + spraying off (Isopropanol 99%)</p>
			<p>Ivoclar¹ PrograPrint Clean: 3 min Reservoir 1 (Isopropanol 99%) + 3 min Reservoir 2 (Isopropanol 99%) + brush cleaning + spray off (Isopropanol 99%)</p>	<p>Rapid Shape¹ RS Wash: 4 min Reservoir 1 (Isopropanol 99%) + 3 min Reservoir 2 (Isopropanol 99%) + 3 min drying + spraying off (Isopropanol 99%)</p>
<p>Ultrasonic bath: 3 min + 2 min (Isopropanol 99% or Ethanol 96%)</p>	<p>Formlabs Form Wash: 3 min (Isopropanol 99%)</p>	<p>Whip Mix Veriwash + Veriwhirl/ Ackuretta Cleani²: 3 min + 3 min (Isopropanol 99%)</p>	<p>Manuelle cleaning with tensides: <i>Details see last page</i></p>	<p>SprintRay ProWash S / ProWash/Dry: 4 min Reservoir 1 (Isopropanol 99%) + 3 min Reservoir 2 (Isopropanol 99%) + 3 min Trocknung + spraying off (Isopropanol 99%)</p>
			<p>Ivoclar PrograPrint Clean: 3 min Reservoir 1 (Isopropanol 99%) + 3 min Reservoir 2 (Isopropanol 99%) + brush cleaning + spraying off (Isopropanol 99%)</p>	<p>Rapid Shape RS Wash: 4 min Reservoir 1 (Isopropanol 99%) + 3 min Reservoir 2 (Isopropanol 99%) + 3 min drying + spraying off (Isopropanol 99%)</p>
<p>Ultrasonic bath: 3 min + 2 min (Isopropanol 99% or Ethanol 96%)</p>	<p>Whip Mix Veriwash + Veriwhirl/ Ackuretta Cleani²: 3 min + 3 min (Isopropanol 99%)</p>	<p>SprintRay ProWash S / ProWash/Dry: 4 min reservoir 1 (Isopropanol 99%) + 3 min reservoir 2 (Isopropanol 99%) + 3 min drying + spraying off (Isopropanol 99%)</p>		

<p>BEGO Otofash: 2 x 1.500 flashes</p>	<p>HiLite Power (Kulzer¹): 2 x 90 sec</p>	<p>Formlabs Form Cure: 2 x 20 min @ 60 °C</p>	<p>SprintRay ProCure: 2 x 20 min @ 20 °C</p>	<p>SprintRay ProCure 2: Preprogrammed resin profile VarseoSmile Crown plus (60 sec – pause – 50 sec) in zone A</p>	<p>CUREbox¹ Plus: 2 x 20 min @ 30 °C</p>	<p>Ackuretta CURIE / Varseo Cure²: 2 x 2,5 min exposure parameters: P13 D8 T2.30BOn</p>
<p>Shining 3D FabCure: 2 x 15 min</p>	<p>Shining 3D FabCure²: 2 x 5 min @ 20 °C</p>	<p>Ackuretta CURIE Plus: 2 x 2 min Belichtungsparameter: P9 D80 T2.00BOn</p>		<p>Ivoclar PrograPrint Cure: 2 x 2 min on the PrograPrint Object Holder¹² (25% Intensität, 405 nm)</p>	<p>Rapid Shape RS Cure: 15 min using lower and upper wavelength at 100 % Power (without Vakuum)</p>	<p>Formlabs Fast Cure¹⁰: 2 x 2,5 min with intensity Ivl 1 (see preprogrammed resin profile Permanent Crown)</p>
<p>BEGO Otofash: 2 x 1.500 flashes</p>	<p>HiLite Power (Kulzer¹): 2 x 90 sec</p>	<p>Formlabs Form Cure: 2 x 20 min @ 60 °C</p>	<p>SprintRay ProCure: 2 x 20 min @ 20 °C</p>	<p>SprintRay ProCure 2: Preprogrammed resin profile VarseoSmile Temp (60 sec – pause – 50 sec) in zone A</p>	<p>CUREbox Plus: 2 x 20 min @ 30 °C</p>	<p>Ackuretta CURIE / Varseo Cure²: 2 x 2,5 min exposure parameters: P13 D8 T2.30BOn</p>
<p>Shining 3D FabCure: 2 x 15 min</p>	<p>Shining 3D FabCure²: 2 x 5 min @ 20 °C</p>	<p>Ackuretta CURIE Plus: 2 x 2 min exposure parameters P9 D80 T2.00BOn</p>		<p>Ivoclar PrograPrint Cure: 2 x 2 min on the PrograPrint Object Holder¹² (25% Intensität, 405 nm)</p>	<p>Rapid Shape RS Cure: 15 min using lower and upper wavelength at 100 % Power (without Vakuum)</p>	<p>Formlabs Fast Cure¹⁰: 2 x 2,5 min with intensity Ivl 1 (see preprogrammed resin profiley CB)</p>
<p>BEGO Otofash: 2 x 1.500 flashes</p>	<p>HiLite Power (Kulzer¹): 2 x 90 sec</p>	<p>SprintRay ProCure: 2 x 20 min @ 20 °C</p>	<p>Ackuretta CURIE Plus: 2 x 2 min exposure parameters P9 D80 T2.00BOn</p>	<p>Ackuretta CURIE / Varseo Cure²: 2 x 2,5 min exposure parameters: P13 D8 T2.30BOn</p>		
<p>Shining 3D FabCure: 2 x 15 min</p>	<p>Shining 3D FabCure²: 2 x 5 min @ 20 °C</p>					

¹ This symbol is a commercial designation/registered trademark of a company which is not part of the BEGO company group.


² Both devices are identical in construction.


¹⁰ Device needs to cool down between postcuring cycles for at least 10 minutes. This can be accelerated by blowing cold air into the device.

¹² PrograPrint object holder must be purchased separately (not supplied as standard).

For detailed information on the production workflow, please refer to the instructions for use of the respective VarseoSmile or VarseoWax resins. Pictures and illustrations are exemplary. Colors, symbols, design and information on the labels and/or packaging shown may differ from reality. Not all products and services shown are available in all countries.

BEGO compatibility overview 3D printing system components

Formlabs¹ Form 2⁸ (stainless steel build platform necessary) 

Formlabs Form 3B/3B+ (stainless steel build platform necessary) 

Cleaning

Light-curing

Cleaning

Light-curing



VarseoSmile TriniQ
Permanent crowns, bridges and denture teeth

--

--

--

--



VarseoSmile Crown plus
Permanent single crowns, inlays, onlays and veneers

--

--

Formlabs Form Wash: 3 min (Isopropanol 99%)

Formlabs Form Cure: 2 x 20 min @ 60 °C
Formlabs Fast Cure¹⁰: 2 x 2.5 min with intensity lvl 1 (see preprogrammed resin profile Permanent Crown)



VarseoSmile Temp
Temporary crown and bridge restorations, inlays, onlays and veneers

Formlabs Form Wash: 3 min (Isopropanol 99%)

Formlabs Form Cure: 2 x 20 min @ 60 °C
Formlabs Fast Cure¹⁰: 2 x 2.5 min with intensity lvl 1 (see preprogrammed resin profile Temporary CB)

Formlabs Form Wash: 3 min (Isopropanol 99%)

Formlabs Form Cure: 2 x 20 min @ 60 °C
Formlabs Fast Cure¹⁰: 2 x 2.5 min with intensity lvl 1 (see preprogrammed resin profile Temporary CB)



VarseoSmile Teeth
Denture teeth

--

--

--

--



VarseoWax CAD/CAST
Burnout objects

--

--

--

--



VarseoWax Model
Dental models

--

--

--

--

¹ This symbol is a commercial designation/registered trademark of a company which is not part of the BEGO company group.
⁹ VarseoSmile Crown plus is distributed by Formlabs as Permanent Crown + VarseoSmile Temp as Temporary CB.
¹⁰ Device needs to cool down between postcuring cycles for at least 10 minutes. This can be accelerated by blowing cold air into the device.
¹³ Bleach shade only available for Form 3B/+
 For detailed information on the production workflow, please refer to the instructions for use of the respective VarseoSmile or VarseoWax resins. Pictures and illustrations are exemplary. Colors, symbols, design and information on the labels and/or packaging shown may differ from reality. Not all products and services shown are available in all countries.

BEGO compatibility overview 3D printing system components



Ivoclar PrograPrint PR5

Cleaning

Light-curing



VarseoSmile TriniQ
Permanent crowns, bridges and denture teeth



VarseoSmile Crown plus
Permanent single crowns, inlays, onlays and veneers



VarseoSmile Temp
Temporary crown and bridge restorations, inlays, onlays and veneers



VarseoSmile Teeth
Denture teeth



VarseoWax CAD/CAST
Burnout objects



VarseoWax Model
Dental models

<p>Ultrasonic bath: 3 min + 2 min (Isopropanol 99 % or Ethanol 96 %)</p>	<p>Formlabs¹ Form Wash: 3 min (Isopropanol 99 %)</p>	<p>Whip Mix¹ Veriwash + Veriwhirl/ Ackuretta¹ Cleani²: 3 min + 3 min (Isopropanol 99 %)</p>	<p>Manuelle cleaning with tensides: <i>Details see last page</i></p>	<p>SprintRay¹ ProWash S/ProWash/Dry: 4 min Reservoir 1 (Isopropanol 99 %) + 3 min Reservoir 2 (Isopropanol 99 %) + 3 min drying + spraying off (Isopropanol 99 %)</p>
			<p>Ivoclar¹ PrograPrint Clean: 3 min Reservoir 1 (Isopropanol 99 %) + 3 min Reservoir 2 (Isopropanol 99 %) + brush cleaning + spray off (Isopropanol 99 %)</p>	<p>Rapid Shape¹ RS Wash: 4 min Reservoir 1 (Isopropanol 99 %) + 3 min Reservoir 2 (Isopropanol 99 %) + 3 min drying + spraying off (Isopropanol 99 %)</p>
<p>Ultrasonic bath: 3 min + 2 min (Isopropanol 99 % or Ethanol 96 %)</p>	<p>Formlabs Form Wash: 3 min (Isopropanol 99 %)</p>	<p>Whip Mix Veriwash + Veriwhirl/ Ackuretta Cleani²: 3 min + 3 min (Isopropanol 99 %)</p>	<p>Manuelle cleaning with tensides: <i>Details see last page</i></p>	<p>SprintRay ProWash S/ProWash/Dry: 4 min Reservoir 1 (Isopropanol 99 %) + 3 min Reservoir 2 (Isopropanol 99 %) + 3 min Trocknung + spraying off (Isopropanol 99 %)</p>
			<p>Ivoclar PrograPrint Clean: 3 min Reservoir 1 (Isopropanol 99 %) + 3 min Reservoir 2 (Isopropanol 99 %) + brush cleaning + spraying off (Isopropanol 99 %)</p>	<p>Rapid Shape RS Wash: 4 min Reservoir 1 (Isopropanol 99 %) + 3 min Reservoir 2 (Isopropanol 99 %) + 3 min drying + spraying off (Isopropanol 99 %)</p>

<p>BEGO Otofash: 2 x 1.500 flashes</p>	<p>HiLite Power (Kulzer¹): 2 x 90 sec</p>	<p>Formlabs Form Cure: 2 x 20 min @ 60 °C</p>	<p>SprintRay ProCure: 2 x 20 min @ 20 °C</p>	<p>SprintRay ProCure 2: Preprogrammed resin profile VarseoSmile Crown plus (60 sec – pause – 50 sec) in zone A</p>	<p>CUREbox¹ Plus: 2 x 20 min @ 30 °C</p>	<p>Ackuretta CURIE/ Varseo Cure²: 2 x 2,5 min exposure parameters: P13 D8 T2.30BOn</p>
<p>Shining 3D FabCure: 2 x 15 min</p>	<p>Shining 3D FabCure²: 2 x 5 min @ 20 °C</p>	<p>Ackuretta CURIE Plus: 2 x 2 min Belichtungsparameter: P9 D80 T2.00BOn</p>	<p>Ivoclar PrograPrint Cure: 2 x 2 min on the PrograPrint Object Holder¹² (25% Intensität, 405 nm)</p>	<p>Rapid Shape RS Cure: 15 min using lower and upper wavelength at 100 % Power (without Vakuum)</p>	<p>Formlabs Fast Cure¹⁰: 2 x 2,5 min with intensity lvl 1 (see preprogrammed resin profile Permanent Crown)</p>	
<p>BEGO Otofash: 2 x 1.500 flashes</p>	<p>HiLite Power (Kulzer¹): 2 x 90 sec</p>	<p>Formlabs Form Cure: 2 x 20 min @ 60 °C</p>	<p>SprintRay ProCure: 2 x 20 min @ 20 °C</p>	<p>SprintRay ProCure 2: Preprogrammed resin profile VarseoSmile Temp (60 sec – pause – 50 sec) in zone A</p>	<p>CUREbox Plus: 2 x 20 min @ 30 °C</p>	<p>Ackuretta CURIE/ Varseo Cure²: 2 x 2,5 min exposure parameters: P13 D8 T2.30BOn</p>
<p>Shining 3D FabCure: 2 x 15 min</p>	<p>Shining 3D FabCure²: 2 x 5 min @ 20 °C</p>	<p>Ackuretta CURIE Plus: 2 x 2 min exposure parameters P9 D80 T2.00BOn</p>	<p>Ivoclar PrograPrint Cure: 2 x 2 min on the PrograPrint Object Holder¹² (25% Intensität, 405 nm)</p>	<p>Rapid Shape RS Cure: 15 min using lower and upper wavelength at 100 % Power (without Vakuum)</p>	<p>Formlabs Fast Cure¹⁰: 2 x 2,5 min with intensity lvl 1 (see preprogrammed resin profily CB)</p>	

¹ This symbol is a commercial designation/registered trademark of a company which is not part of the BEGO company group.

² Both devices are identical in construction.

¹⁰ Device needs to cool down between postcuring cycles for at least 10 minutes. This can be accelerated by blowing cold air into the device.

¹² PrograPrint object holder must be purchased separately (not supplied as standard).

For detailed information on the production workflow, please refer to the instructions for use of the respective VarseoSmile or VarseoWax resins. Pictures and illustrations are exemplary. Colors, symbols, design and information on the labels and/or packaging shown may differ from reality. Not all products and services shown are available in all countries.

BEGO compatibility overview 3D printing system components



Microlay¹ Versus 385

Cleaning

Light-curing



VarseoSmile TriniQ

Permanent crowns, bridges and denture teeth



VarseoSmile Crown plus

Permanent single crowns, inlays, onlays and veneers



VarseoSmile Temp

Temporary crown and bridge restorations, inlays, onlays and veneers



VarseoSmile Teeth

Denture teeth



VarseoWax CAD/CAST

Burnout objects



VarseoWax Model

Dental models

<p>Ultrasonic bath: 3 min + 2 min (Isopropanol 99 % or Ethanol 96 %)</p>	<p>Formlabs¹ Form Wash: 3 min (Isopropanol 99 %)</p>	<p>Whip Mix¹ Veriwash + Veriwhirl/ Ackuretta¹ Cleani²: 3 min + 3 min (Isopropanol 99 %)</p>	<p>Manuelle cleaning with tensides: <i>Details see last page</i></p>	<p>SprintRay¹ ProWash S/ ProWash/Dry: 4 min Reservoir 1 (Isopropanol 99 %) + 3 min Reservoir 2 (Isopropanol 99 %) + 3 min drying + spraying off (Isopropanol 99 %)</p>
			<p>Ivoclar¹ PrograPrint Clean: 3 min Reservoir 1 (Isopropanol 99 %) + 3 min Reservoir 2 (Isopropanol 99 %) + brush cleaning + spray off (Isopropanol 99 %)</p>	<p>Rapid Shape¹ RS Wash: 4 min Reservoir 1 (Isopropanol 99 %) + 3 min Reservoir 2 (Isopropanol 99 %) + 3 min drying + spraying off (Isopropanol 99 %)</p>
<p>Ultrasonic bath: 3 min + 2 min (Isopropanol 99 % or Ethanol 96 %)</p>	<p>Formlabs Form Wash: 3 min (Isopropanol 99 %)</p>	<p>Whip Mix Veriwash + Veriwhirl/ Ackuretta Cleani²: 3 min + 3 min (Isopropanol 99 %)</p>	<p>Manual cleaning with tensides: <i>Details see last page</i></p>	<p>SprintRay ProWash S/ProWash/Dry: 4 min Reservoir 1 (Isopropanol 99 %) + 3 min Reservoir 2 (Isopropanol 99 %) + 3 min Trocknung + spraying off (Isopropanol 99 %)</p>
			<p>Ivoclar PrograPrint Clean: 3 min Reservoir 1 (Isopropanol 99 %) + 3 min Reservoir 2 (Isopropanol 99 %) + brush cleaning + spraying off (Isopropanol 99 %)</p>	<p>Rapid Shape RS Wash: 4 min Reservoir 1 (Isopropanol 99 %) + 3 min Reservoir 2 (Isopropanol 99 %) + 3 min drying + spraying off (Isopropanol 99 %)</p>
<p>Ultrasonic bath: 5 min (Isopropanol 99 % or Ethanol 96 %)</p>	<p>Formlabs Form Wash: 5 min (Isopropanol 99 %)</p>	<p>Anycubic¹ Wash & Cure Plus³: 8 min (Isopropanol 99 % or Ethanol 96 %)</p>	<p>Rapid Shape RS Wash: 4 min reservoir 1 (Isopropanol 99 %) + 3 min reservoir 2 (Isopropanol 99 %) + 3 min drying + spraying off (Isopropanol 99 %)</p>	

<p>BEGO Otofash: 2 × 1.500 flashes</p>	<p>HiLite Power (Kulzer¹): 2 × 90 sec</p>	<p>Formlabs Form Cure: 2 × 20 min @ 60 °C</p>	<p>SprintRay ProCure: 2 × 20 min @ 20 °C</p>	<p>SprintRay ProCure 2: Preprogrammed resin profile VarseoSmile Crown plus (60 sec – pause – 50 sec) in zone A</p>	<p>CUREbox¹ Plus: 2 × 20 min @ 30 °C</p>	<p>Ackuretta CURIE/ Varseo Cure²: 2 × 2.5 min exposure parameters: P13 D8 T2.30B0n</p>
<p>Shining 3D FabCure: 2 × 15 min</p>	<p>Shining 3D FabCure²: 2 × 5 min @ 20 °C</p>	<p>Ackuretta CURIE Plus: 2 × 2 min Belichtungsparameter: P9 D80 T2.00B0n</p>		<p>Ivoclar PrograPrint Cure: 2 × 2 min on the PrograPrint Object Holder¹² (25 % Intensität, 405 nm)</p>	<p>Rapid Shape RS Cure: 15 min using lower and upper wavelength at 100 % Power (without Vakuum)</p>	<p>Formlabs Fast Cure¹⁰: 2 × 2.5 min with intensity Ivl 1 (see preprogrammed resin profile Permanent Crown)</p>
<p>BEGO Otofash: 2 × 1.500 flashes</p>	<p>HiLite Power (Kulzer): 2 × 90 sec</p>	<p>Formlabs Form Cure: 2 × 20 min @ 60 °C</p>	<p>SprintRay ProCure: 2 × 20 min @ 20 °C</p>	<p>SprintRay ProCure 2: Preprogrammed resin profile VarseoSmile Temp (60 sec – pause – 50 sec) in zone A</p>	<p>CUREbox Plus: 2 × 20 min @ 30 °C</p>	<p>Ackuretta CURIE/ Varseo Cure²: 2 × 2.5 min exposure parameters: P13 D8 T2.30B0n</p>
<p>Shining 3D FabCure: 2 × 15 min</p>	<p>Shining 3D FabCure²: 2 × 5 min @ 20 °C</p>	<p>Ackuretta CURIE Plus: 2 × 2 min exposure parameters P9 D80 T2.00B0n</p>		<p>Ivoclar PrograPrint Cure: 2 × 2 min on the PrograPrint Object Holder¹² (25 % Intensität, 405 nm)</p>	<p>Rapid Shape RS Cure: 15 min using lower and upper wavelength at 100 % Power (without Vakuum)</p>	<p>Formlabs Fast Cure¹⁰: 2 × 2.5 min with intensity Ivl 1 (see preprogrammed resin profiley CB)</p>
<p>Flash or LED light-curing devices, e.g.:</p>						
<p>BEGO Otofash: 2 × 2.000 flashes</p>	<p>HiLite Power (Kulzer): 2 × 180 sec</p>	<p>Formlabs Form Cure: 2 × 20 min @ 60 °C</p>	<p>Anycubic Wash & Cure Plus³: 2 × 20 min</p>	<p>Ackuretta CURIE/Varseo Cure²: 1 × 5 min exposure parameters: P13 D8 T5.00 B0n</p>	<p>Rapid Shape RS Cure: 15 min using lower and upper wavelength at 100 % Power (without Vakuum)</p>	

¹ This symbol is a commercial designation/registered trademark of a company which is not part of the BEGO company group.

² Both devices are identical in construction.

³ Compatibility applies to the design status to the serial no. W31126A0405446.

¹⁰ Device needs to cool down between postcuring cycles for at least 10 minutes. This can be accelerated by blowing cold air into the device.

¹² PrograPrint object holder must be purchased separately (not supplied as standard).

For detailed information on the production workflow, please refer to the instructions for use of the respective VarseoSmile or VarseoWax resins. Pictures and illustrations are exemplary. Colors, symbols, design and information on the labels and/or packaging shown may differ from reality. Not all products and services shown are available in all countries.

BEGO compatibility overview 3D printing system components



Planmeca Creo C5 ¹³

Cleaning

Light-curing



VarseoSmile TriniQ

Permanent crowns, bridges and denture teeth



VarseoSmile Crown plus

Permanent single crowns, inlays, onlays and veneers



VarseoSmile Temp

Temporary crown and bridge restorations, inlays, onlays and veneers



VarseoSmile Teeth

Denture teeth



VarseoWax CAD/CAST

Burnout objects



VarseoWax Model

Dental models

Cleaning				Light-curing							
Ultrasonic bath: 3 min + 2 min (Isopropanol 99 % or Ethanol 96 %)	Formlabs ¹ Form Wash: 3 min (Isopropanol 99 %)	Whip Mix ¹ Veriwash + Veriwhirl/ Ackuretta ¹ Cleani ²: 3 min + 3 min (Isopropanol 99 %)	Manuelle cleaning with tensides: <i>Details see last page</i>	SprintRay ¹ ProWash S/ProWash/Dry: 4 min Reservoir 1 (Isopropanol 99 %) + 3 min Reservoir 2 (Isopropanol 99 %) + 3 min drying + spraying off (Isopropanol 99 %)	BEGO Otoflash: 2 x 1.500 flashes	HiLite Power (Kulzer ¹): 2 x 90 sec	Formlabs Form Cure: 2 x 20 min @ 60 °C	SprintRay ProCure: 2 x 20 min @ 20 °C	SprintRay ProCure 2: Preprogrammed resin profile VarseoSmile Crown plus (60 sec – pause – 50 sec) in zone A	CUREbox ¹ Plus: 2 x 20 min @ 30 °C	Ackuretta CURIE/ Varseo Cure ²: 2 x 2,5 min exposure parameters: P13 D8 T2.30BOn
			Ivoclar ¹ PrograPrint Clean: 3 min Reservoir 1 (Isopropanol 99 %) + 3 min Reservoir 2 (Isopropanol 99 %) + brush cleaning + spray off (Isopropanol 99 %)	Rapid Shape ¹ RS Wash: 4 min Reservoir 1 (Isopropanol 99 %) + 3 min Reservoir 2 (Isopropanol 99 %) + 3 min drying + spraying off (Isopropanol 99 %)	Shining 3D FabCure: 2 x 15 min	Shining 3D FabCure ²: 2 x 5 min @ 20 °C	Ackuretta CURIE Plus: 2 x 2 min Belichtungsparameter: P9 D80 T2.00BOn	Ivoclar PrograPrint Cure: 2 x 2 min on the PrograPrint Object Holder ¹² (25% Intensität, 405 nm)	Rapid Shape RS Cure: 15 min using lower and upper wavelength at 100 % Power (without Vakuum)	Formlabs Fast Cure ¹⁰: 2 x 2,5 min with intensity lvl 1 (see preprogrammed resin profile Permanent Crown)	
Ultrasonic bath: 3 min + 2 min (Isopropanol 99 % or Ethanol 96 %)	Formlabs Form Wash: 3 min (Isopropanol 99 %)	Whip Mix Veriwash + Veriwhirl/ Ackuretta Cleani ²: 3 min + 3 min (Isopropanol 99 %)	Manual cleaning with tensides: <i>Details see last page</i>	SprintRay ProWash S/ProWash/Dry: 4 min Reservoir 1 (Isopropanol 99 %) + 3 min Reservoir 2 (Isopropanol 99 %) + 3 min Trocknung + spraying off (Isopropanol 99 %)	BEGO Otoflash: 2 x 1.500 flashes	HiLite Power (Kulzer): 2 x 90 sec	Formlabs Form Cure: 2 x 20 min @ 60 °C	SprintRay ProCure: 2 x 20 min @ 20 °C	SprintRay ProCure 2: Preprogrammed resin profile VarseoSmile Temp (60 sec – pause – 50 sec) in zone A	CUREbox Plus: 2 x 20 min @ 30 °C	Ackuretta CURIE/ Varseo Cure ²: 2 x 2,5 min exposure parameters: P13 D8 T2.30BOn
			Ivoclar PrograPrint Clean: 3 min Reservoir 1 (Isopropanol 99 %) + 3 min Reservoir 2 (Isopropanol 99 %) + brush cleaning + spraying off (Isopropanol 99 %)	Rapid Shape RS Wash: 4 min Reservoir 1 (Isopropanol 99 %) + 3 min Reservoir 2 (Isopropanol 99 %) + 3 min drying + spraying off (Isopropanol 99 %)	Shining 3D FabCure: 2 x 15 min	Shining 3D FabCure ²: 2 x 5 min @ 20 °C	Ackuretta CURIE Plus: 2 x 2 min exposure parameters P9 D80 T2.00BOn	Ivoclar PrograPrint Cure: 2 x 2 min on the PrograPrint Object Holder ¹² (25% Intensität, 405 nm)	Rapid Shape RS Cure: 15 min using lower and upper wavelength at 100 % Power (without Vakuum)	Formlabs Fast Cure ¹⁰: 2 x 2,5 min with intensity lvl 1 (see preprogrammed resin profile CB)	
Ultrasonic bath: 3 min + 2 min (Isopropanol 99 % or Ethanol 96 %)	Whip Mix Veriwash + Veriwhirl/ Ackuretta Cleani ²: 3 min + 3 min (Isopropanol 99 %)	SprintRay ProWash S/ProWash/Dry: 4 min reservoir 1 (Isopropanol 99 %) + 3 min reservoir 2 (Isopropanol 99 %) + 3 min drying + spraying off (Isopropanol 99 %)			BEGO Otoflash: 2 x 1.500 flashes	HiLite Power (Kulzer): 2 x 90 sec	SprintRay ProCure: 2 x 20 min @ 20 °C	Ackuretta CURIE Plus: 2x 2 min exposure parameters P9 D80 T2.00BOn	Ackuretta CURIE/ Varseo Cure ²: 2 x 2,5 min exposure parameters: P13 D8 T2.30BOn		
					Shining 3D FabCure: 2 x 15 min	Shining 3D FabCure ²: 2 x 5 min @ 20 °C					

¹ This symbol is a commercial designation/registered trademark of a company which is not part of the BEGO company group.

² Both devices are identical in construction.

¹⁰ Device needs to cool down between postcuring cycles for at least 10 minutes. This can be accelerated by blowing cold air into the device.

¹² PrograPrint object holder must be purchased separately (not supplied as standard).

¹³ Creo C5 can only be used with Glass Build Platform.

For detailed information on the production workflow, please refer to the instructions for use of the respective VarseoSmile or VarseoWax resins. Pictures and illustrations are exemplary. Colors, symbols, design and information on the labels and/or packaging shown may differ from reality. Not all products and services shown are available in all countries.



BEGO compatibility overview 3D printing system components

Original Prusa¹ Medical One

Cleaning

Light-curing



VarseoSmile TriniQ

Permanent crowns, bridges and denture teeth



VarseoSmile Crown plus

Permanent single crowns, inlays, onlays and veneers



VarseoSmile Temp

Temporary crown and bridge restorations, inlays, onlays and veneers



VarseoSmile Teeth

Denture teeth



VarseoWax CAD/CAST

Burnout objects



VarseoWax Model

Dental models

<p>Ultrasonic bath: 3 min + 2 min (Isopropanol 99% or Ethanol 96%)</p>	<p>Formlabs¹ Form Wash: 3 min (Isopropanol 99%)</p>	<p>Whip Mix¹ Veriwash + Veriwhirl/ Ackuretta¹ Cleani²: 3 min + 3 min (Isopropanol 99%)</p>	<p>Manuelle cleaning with tensides: <i>Details see last page</i></p>	<p>SprintRay¹ ProWash S/ProWash/Dry: 4 min Reservoir 1 (Isopropanol 99%) + 3 min Reservoir 2 (Isopropanol 99%) + 3 min drying + spraying off (Isopropanol 99%)</p>
			<p>Ivoclar¹ PrograPrint Clean: 3 min Reservoir 1 (Isopropanol 99%) + 3 min Reservoir 2 (Isopropanol 99%) + brush cleaning + spray off (Isopropanol 99%)</p>	<p>Rapid Shape¹ RS Wash: 4 min Reservoir 1 (Isopropanol 99%) + 3 min Reservoir 2 (Isopropanol 99%) + 3 min drying + spraying off (Isopropanol 99%)</p>
<p>Ultrasonic bath: 3 min + 2 min (Isopropanol 99% or Ethanol 96%)</p>	<p>Formlabs Form Wash: 3 min (Isopropanol 99%)</p>	<p>Whip Mix Veriwash + Veriwhirl/ Ackuretta Cleani²: 3 min + 3 min (Isopropanol 99%)</p>	<p>Manual cleaning with tensides: <i>Details see last page</i></p>	<p>SprintRay ProWash S/ProWash/Dry: 4 min Reservoir 1 (Isopropanol 99%) + 3 min Reservoir 2 (Isopropanol 99%) + 3 min Trocknung + spraying off (Isopropanol 99%)</p>
			<p>Ivoclar PrograPrint Clean: 3 min Reservoir 1 (Isopropanol 99%) + 3 min Reservoir 2 (Isopropanol 99%) + brush cleaning + spraying off (Isopropanol 99%)</p>	<p>Rapid Shape RS Wash: 4 min Reservoir 1 (Isopropanol 99%) + 3 min Reservoir 2 (Isopropanol 99%) + 3 min drying + spraying off (Isopropanol 99%)</p>
<p>Ultrasonic bath: 3 min + 2 min (Isopropanol 99% or Ethanol 96%)</p>	<p>Whip Mix Veriwash + Veriwhirl/ Ackuretta Cleani²: 3 min + 3 min (Isopropanol 99%)</p>	<p>SprintRay ProWash S/ProWash/Dry: 4 min reservoir 1 (Isopropanol 99%) + 3 min reservoir 2 (Isopropanol 99%) + 3 min drying + spraying off (Isopropanol 99%)</p>		

<p>BEGO Otofash: 2 x 1.500 flashes</p>	<p>HiLite Power (Kulzer¹): 2 x 90 sec</p>	<p>Formlabs Form Cure: 2 x 20 min @ 60 °C</p>	<p>SprintRay ProCure: 2 x 20 min @ 20 °C</p>	<p>SprintRay ProCure 2: Preprogrammed resin profile VarseoSmile Crown plus (60 sec – pause – 50 sec) in zone A</p>	<p>CUREbox¹ Plus: 2 x 20 min @ 30 °C</p>	<p>Ackuretta CURIE/Varseo Cure²: 2 x 2,5 min exposure parameters: P13 D8 T2.30BOn</p>
<p>Shining 3D FabCure: 2 x 15 min</p>	<p>Shining 3D FabCure²: 2 x 5 min @ 20 °C</p>	<p>Ackuretta CURIE Plus: 2 x 2 min Belichtungsparameter: P9 D80 T2.00BOn</p>		<p>Ivoclar PrograPrint Cure: 2 x 2 min on the PrograPrint Object Holder¹² (25% Intensität, 405 nm)</p>	<p>Rapid Shape RS Cure: 15 min using lower and upper wavelength at 100 % Power (without Vakuum)</p>	<p>Formlabs Fast Cure¹⁰: 2 x 2,5 min with intensity lvl 1 (see preprogrammed resin profile Permanent Crown)</p>
<p>BEGO Otofash: 2 x 1.500 flashes</p>	<p>HiLite Power (Kulzer): 2 x 90 sec</p>	<p>Formlabs Form Cure: 2 x 20 min @ 60 °C</p>	<p>SprintRay ProCure: 2 x 20 min @ 20 °C</p>	<p>SprintRay ProCure 2: Preprogrammed resin profile VarseoSmile Temp (60 sec – pause – 50 sec) in zone A</p>	<p>CUREbox Plus: 2 x 20 min @ 30 °C</p>	<p>Ackuretta CURIE/Varseo Cure²: 2 x 2,5 min exposure parameters: P13 D8 T2.30BOn</p>
<p>Shining 3D FabCure: 2 x 15 min</p>	<p>Shining 3D FabCure²: 2 x 5 min @ 20 °C</p>	<p>Ackuretta CURIE Plus: 2 x 2 min exposure parameters P9 D80 T2.00BOn</p>		<p>Ivoclar PrograPrint Cure: 2 x 2 min on the PrograPrint Object Holder¹² (25% Intensität, 405 nm)</p>	<p>Rapid Shape RS Cure: 15 min using lower and upper wavelength at 100 % Power (without Vakuum)</p>	<p>Formlabs Fast Cure¹⁰: 2 x 2,5 min with intensity lvl 1 (see preprogrammed resin profile CB)</p>
<p>BEGO Otofash: 2 x 1.500 flashes</p>	<p>HiLite Power (Kulzer): 2 x 90 sec</p>	<p>SprintRay ProCure: 2 x 20 min @ 20 °C</p>	<p>Ackuretta CURIE Plus: 2x 2 min exposure parameters P9 D80 T2.00BOn</p>	<p>Ackuretta CURIE/Varseo Cure²: 2 x 2,5 min exposure parameters: P13 D8 T2.30BOn</p>		
<p>Shining 3D FabCure: 2 x 15 min</p>	<p>Shining 3D FabCure²: 2 x 5 min @ 20 °C</p>					

¹ This symbol is a commercial designation/registered trademark of a company which is not part of the BEGO company group.

² Both devices are identical in construction.

¹⁰ Device needs to cool down between postcuring cycles for at least 10 minutes. This can be accelerated by blowing cold air into the device.

¹² PrograPrint object holder must be purchased separately (not supplied as standard).

For detailed information on the production workflow, please refer to the instructions for use of the respective VarseoSmile or VarseoWax resins. Pictures and illustrations are exemplary. Colors, symbols, design and information on the labels and/or packaging shown may differ from reality. Not all products and services shown are available in all countries.

BEGO compatibility overview 3D printing system components



Rapid Shape D10+ / D20 II / D20+ / D30 II / D30+ / D50+

Cleaning

Light-curing



VarseoSmile TriniQ
Permanent crowns, bridges and denture teeth

Ultrasonic bath: 3 min + 2 min (Isopropanol 99%, Ethanol 96% or Inova Printwash)	Ackuretta¹ Cleani²: 3 min + 3 min (Isopropanol 99%)	Rapid Shape RS Wash: 4 min Reservoir 1 (Isopropanol 99%) + 3 min Reservoir 2 (Isopropanol 99%) + 3 min drying + spraying off (Isopropanol 99%)
--	---	--

BEGO Otofash: 2 x 2.000 flashes	Ackuretta CURIE / Varseo Cure²: 2 x 2.5 min exposure parameters P13 D8 T2.30BOn	Ackuretta CURIE Plus: 2 x 2.5 min exposure parameters P9 D80 T2.00 BOn	Rapid Shape RS Cure: 15 min using lower and upper wavelength at 100 % Power (without Vakuum)
---	--	--	--



VarseoSmile Crown plus
Permanent single crowns, inlays, onlays and veneers

Ultrasonic bath: 3 min + 2 min (Isopropanol 99% or Ethanol 96%)	Formlabs¹ Form Wash: 3 min (Isopropanol 99%)	Whip Mix¹ Veriwash + Veriwhirl/ Ackuretta¹ Cleani²: 3 min + 3 min (Isopropanol 99%)	Manuelle cleaning with tensides: Details see last page	SprintRay¹ ProWash S / ProWash/Dry: 4 min Reservoir 1 (Isopropanol 99%) + 3 min Reservoir 2 (Isopropanol 99%) + 3 min drying + spraying off (Isopropanol 99%)
			Ivoclar¹ PrograPrint Clean: 3 min Reservoir 1 (Isopropanol 99%) + 3 min Reservoir 2 (Isopropanol 99%) + brush cleaning + spray off (Isopropanol 99%)	Rapid Shape¹ RS Wash: 4 min Reservoir 1 (Isopropanol 99%) + 3 min Reservoir 2 (Isopropanol 99%) + 3 min drying + spraying off (Isopropanol 99%)

BEGO Otofash: 2 x 1.500 flashes	HiLite Power (Kulzer¹): 2 x 90 sec	Formlabs Form Cure: 2 x 20 min @ 60 °C	SprintRay ProCure: 2 x 20 min @ 20 °C	SprintRay ProCure 2: Preprogrammed resin profile VarseoSmile Crown plus (60 sec – pause – 50 sec) in zone A	CUREbox¹ Plus: 2 x 20 min @ 30 °C	Ackuretta CURIE / Varseo Cure²: 2 x 2.5 min exposure parameters: P13 D8 T2.30BOn
Shining 3D FabCure: 2 x 15 min	Shining 3D FabCure²: 2 x 5 min @ 20 °C	Ackuretta CURIE Plus: 2 x 2 min Belichtungsparameter: P9 D80 T2.00BOn	Ivoclar PrograPrint Cure: 2 x 2 min on the PrograPrint Object Holder ¹² (25% Intensität, 405 nm)	Rapid Shape RS Cure: 15 min using lower and upper wavelength at 100 % Power (without Vakuum)		Formlabs Fast Cure¹⁰: 2 x 2.5 min with intensity lvl 1 (see preprogrammed resin profile Permanent Crown)



VarseoSmile Temp
Temporary crown and bridge restorations, inlays, onlays and veneers

Ultrasonic bath: 3 min + 2 min (Isopropanol 99% or Ethanol 96%)	Formlabs Form Wash: 3 min (Isopropanol 99%)	Whip Mix Veriwash + Veriwhirl/ Ackuretta Cleani²: 3 min + 3 min (Isopropanol 99%)	Manual cleaning with tensides: Details see last page	SprintRay ProWash S / ProWash/Dry: 4 min Reservoir 1 (Isopropanol 99%) + 3 min Reservoir 2 (Isopropanol 99%) + 3 min Trocknung + spraying off (Isopropanol 99%)
			Ivoclar PrograPrint Clean: 3 min Reservoir 1 (Isopropanol 99%) + 3 min Reservoir 2 (Isopropanol 99%) + brush cleaning + spraying off (Isopropanol 99%)	Rapid Shape RS Wash: 4 min Reservoir 1 (Isopropanol 99%) + 3 min Reservoir 2 (Isopropanol 99%) + 3 min drying + spraying off (Isopropanol 99%)

BEGO Otofash: 2 x 1.500 flashes	HiLite Power (Kulzer): 2 x 90 sec	Formlabs Form Cure: 2 x 20 min @ 60 °C	SprintRay ProCure: 2 x 20 min @ 20 °C	SprintRay ProCure 2: Preprogrammed resin profile VarseoSmile Temp (60 sec – pause – 50 sec) in zone A	CUREbox Plus: 2 x 20 min @ 30 °C	Ackuretta CURIE / Varseo Cure²: 2 x 2.5 min exposure parameters: P13 D8 T2.30BOn
Shining 3D FabCure: 2 x 15 min	Shining 3D FabCure²: 2 x 5 min @ 20 °C	Ackuretta CURIE Plus: 2 x 2 min exposure parameters P9 D80 T2.00BOn	Ivoclar PrograPrint Cure: 2 x 2 min on the PrograPrint Object Holder ¹² (25% Intensität, 405 nm)	Rapid Shape RS Cure: 15 min using lower and upper wavelength at 100 % Power (without Vakuum)		Formlabs Fast Cure¹⁰: 2 x 2.5 min with intensity lvl 1 (see preprogrammed resin profile CB)



VarseoSmile Teeth
Denture teeth

Ultrasonic bath: 3 min + 2 min (Isopropanol 99% or Ethanol 96%)	Rapid Shape RS Wash: 4 min Reservoir 1 (Isopropanol 99%) + 3 min Reservoir 2 (Isopropanol 99%) + 3 min drying + spraying off (Isopropanol 99%)
---	--

BEGO Otofash: 2 x 500 flashes	HiLite Power (Kulzer): 2 x 90 sec	Ackuretta CURIE / Varseo Cure²: 1 x 2 min exposure parameters P13 D8 T2.00 BOn	Rapid Shape RS Cure: 15 min using lower and upper wavelength at 100 % Power (without Vakuum)
---	---	---	--



VarseoWax CAD/CAST
Burnout objects

Ultrasonic bath: 5 min (Isopropanol 99% or Ethanol 96%)	Formlabs Form Wash: 5 min (Isopropanol 99%)	Anycubic¹ Wash & Cure Plus³: 8 min (Isopropanol 99% or Ethanol 96%)	Rapid Shape RS Wash: 4 min reservoir 1 (Isopropanol 99%) + 3 min reservoir 2 (Isopropanol 99%) + 3 min drying + spraying off (Isopropanol 99%)
---	---	---	--

BEGO Otofash: 2 x 2.000 flashes	HiLite Power (Kulzer): 2 x 180 sec	Formlabs Form Cure: 2 x 20 min @ 60 °C	Anycubic Wash & Cure Plus³: 2 x 20 min	Ackuretta CURIE / Varseo Cure²: 1 x 5 min exposure parameters: P13 D8 T5.00 BOn	Rapid Shape RS Cure: 15 min using lower and upper wavelength at 100 % Power (without Vakuum)
---	--	--	---	--	--



VarseoWax Model
Dental models

Ultrasonic bath: 5 min (Isopropanol 99% or Ethanol 96%)	Formlabs Form Wash: 5 min (Isopropanol 99%)	Anycubic¹ Wash & Cure Plus³: 8 min (Isopropanol 99% or Ethanol 96%)	Rapid Shape RS Wash: 4 min reservoir 1 (Isopropanol 99%) + 3 min reservoir 2 (Isopropanol 99%) + 3 min drying + spraying off (Isopropanol 99%)
---	---	---	--

Flash or LED light-curing devices, e.g.:					
BEGO Otofash: 2 x 2.000 flashes	HiLite Power (Kulzer): 2 x 180 sec	Formlabs Form Cure: 2 x 20 min @ 60 °C	Anycubic Wash & Cure Plus³: 2 x 20 min	Ackuretta CURIE / Varseo Cure²: 1 x 5 min exposure parameters: P13 D8 T5.00 BOn	Rapid Shape RS Cure: 15 min using lower and upper wavelength at 100 % Power (without Vakuum)

¹ This symbol is a commercial designation/registered trademark of a company which is not part of the BEGO company group.

² Both devices are identical in construction.

³ Compatibility applies to the design status to the serial no. W31126A0405446.

¹⁰ Device needs to cool down between postcuring cycles for at least 10 minutes. This can be accelerated by blowing cold air into the device.

¹² PrograPrint object holder must be purchased separately (not supplied as standard).

For detailed information on the production workflow, please refer to the instructions for use of the respective VarseoSmile or VarseoWax resins. Pictures and illustrations are exemplary. Colors, symbols, design and information on the labels and/or packaging shown may differ from reality. Not all products and services shown are available in all countries.

BEGO compatibility overview 3D printing system components



Shining 3D AccuFab D1S/AccuFab L4D¹⁴

Cleaning

Light-curing



VarseoSmile TriniQ

Permanent crowns, bridges and denture teeth



VarseoSmile Crown plus

Permanent single crowns, inlays, onlays and veneers



VarseoSmile Temp

Temporary crown and bridge restorations, inlays, onlays and veneers



VarseoSmile Teeth

Denture teeth



VarseoWax CAD/CAST

Burnout objects



VarseoWax Model

Dental models

<p>Ultrasonic bath: 3 min + 2 min (Isopropanol 99 % or Ethanol 96 %)</p>	<p>Formlabs¹ Form Wash: 3 min (Isopropanol 99 %)</p>	<p>Whip Mix¹ Veriwash + Veriwhirl/¹ Ackuretta¹ Cleani²: 3 min + 3 min (Isopropanol 99 %)</p>	<p>Manuelle cleaning with tensides: <i>Details see last page</i></p>	<p>SprintRay¹ ProWash S / ProWash/Dry: 4 min Reservoir 1 (Isopropanol 99 %) + 3 min Reservoir 2 (Isopropanol 99 %) + 3 min drying + spraying off (Isopropanol 99 %)</p>
			<p>Ivoclar¹ PrograPrint Clean: 3 min Reservoir 1 (Isopropanol 99 %) + 3 min Reservoir 2 (Isopropanol 99 %) + brush cleaning + spray off (Isopropanol 99 %)</p>	<p>Rapid Shape¹ RS Wash: 4 min Reservoir 1 (Isopropanol 99 %) + 3 min Reservoir 2 (Isopropanol 99 %) + 3 min drying + spraying off (Isopropanol 99 %)</p>
<p>Ultrasonic bath: 3 min + 2 min (Isopropanol 99 % or Ethanol 96 %)</p>	<p>Formlabs Form Wash: 3 min (Isopropanol 99 %)</p>	<p>Whip Mix Veriwash + Veriwhirl/¹ Ackuretta¹ Cleani²: 3 min + 3 min (Isopropanol 99 %)</p>	<p>Manuelle cleaning with tensides: <i>Details see last page</i></p>	<p>SprintRay ProWash S / ProWash/Dry: 4 min Reservoir 1 (Isopropanol 99 %) + 3 min Reservoir 2 (Isopropanol 99 %) + 3 min Trocknung + spraying off (Isopropanol 99 %)</p>
			<p>Ivoclar PrograPrint Clean: 3 min Reservoir 1 (Isopropanol 99 %) + 3 min Reservoir 2 (Isopropanol 99 %) + brush cleaning + spraying off (Isopropanol 99 %)</p>	<p>Rapid Shape RS Wash: 4 min Reservoir 1 (Isopropanol 99 %) + 3 min Reservoir 2 (Isopropanol 99 %) + 3 min drying + spraying off (Isopropanol 99 %)</p>
<p>Ultrasonic bath: 3 min + 2 min (Isopropanol 99 % or Ethanol 96 %)</p>	<p>Whip Mix Veriwash + Veriwhirl/¹ Ackuretta¹ Cleani²: 3 min + 3 min (Isopropanol 99 %)</p>	<p>SprintRay ProWash S / ProWash/Dry: 4 min reservoir 1 (Isopropanol 99 %) + 3 min reservoir 2 (Isopropanol 99 %) + 3 min drying + spraying off (Isopropanol 99 %)</p>		

<p>BEGO Otoflash: 2 x 1.500 flashes</p>	<p>HiLite Power (Kulzer¹): 2 x 90 sec</p>	<p>Formlabs Form Cure: 2 x 20 min @ 60 °C</p>	<p>SprintRay ProCure: 2 x 20 min @ 20 °C</p>	<p>SprintRay ProCure 2: Preprogrammed resin profile VarseoSmile Crown plus (60 sec – pause – 50 sec) in zone A</p>	<p>CUREbox¹ Plus: 2 x 20 min @ 30 °C</p>	<p>Ackuretta CURIE / Varseo Cure²: 2 x 2,5 min exposure parameters: P13 D8 T2.30BOn</p>
<p>Shining 3D FabCure: 2 x 15 min</p>	<p>Shining 3D FabCure²: 2 x 5 min @ 20 °C</p>	<p>Ackuretta CURIE Plus: 2 x 2 min Belichtungsparameter: P9 D80 T2.00BOn</p>		<p>Ivoclar PrograPrint Cure: 2 x 2 min on the PrograPrint Object Holder¹² (25 % Intensität, 405 nm)</p>	<p>Rapid Shape RS Cure: 15 min using lower and upper wavelength at 100 % Power (without Vakuum)</p>	<p>Formlabs Fast Cure¹⁰: 2 x 2,5 min with intensity Ivl 1 (see preprogrammed resin profile Permanent Crown)</p>
<p>BEGO Otoflash: 2 x 1.500 flashes</p>	<p>HiLite Power (Kulzer): 2 x 90 sec</p>	<p>Formlabs Form Cure: 2 x 20 min @ 60 °C</p>	<p>SprintRay ProCure: 2 x 20 min @ 20 °C</p>	<p>SprintRay ProCure 2: Preprogrammed resin profile VarseoSmile Temp (60 sec – pause – 50 sec) in zone A</p>	<p>CUREbox Plus: 2 x 20 min @ 30 °C</p>	<p>Ackuretta CURIE / Varseo Cure²: 2 x 2,5 min exposure parameters: P13 D8 T2.30BOn</p>
<p>Shining 3D FabCure: 2 x 15 min</p>	<p>Shining 3D FabCure²: 2 x 5 min @ 20 °C</p>	<p>Ackuretta CURIE Plus: 2 x 2 min exposure parameters: P9 D80 T2.00BOn</p>		<p>Ivoclar PrograPrint Cure: 2 x 2 min on the PrograPrint Object Holder¹² (25 % Intensität, 405 nm)</p>	<p>Rapid Shape RS Cure: 15 min using lower and upper wavelength at 100 % Power (without Vakuum)</p>	<p>Formlabs Fast Cure¹⁰: 2 x 2,5 min with intensity Ivl 1 (see preprogrammed resin profiley CB)</p>
<p>BEGO Otoflash: 2 x 1.500 flashes</p>	<p>HiLite Power (Kulzer): 2 x 90 sec</p>	<p>SprintRay ProCure: 2 x 20 min @ 20 °C</p>	<p>Ackuretta CURIE Plus: 2x 2 min exposure parameters: P9 D80 T2.00BOn</p>	<p>Ackuretta CURIE / Varseo Cure²: 2 x 2,5 min exposure parameters: P13 D8 T2.30BOn</p>		
<p>Shining 3D FabCure: 2 x 15 min</p>	<p>Shining 3D FabCure²: 2 x 5 min @ 20 °C</p>					

¹ This symbol is a commercial designation/registered trademark of a company which is not part of the BEGO company group.

² Both devices are identical in construction.

¹⁰ Device needs to cool down between postcuring cycles for at least 10 minutes. This can be accelerated by blowing cold air into the device.

¹² PrograPrint object holder must be purchased separately (not supplied as standard).

¹⁴ AccuFab D1S and AccuFab L4D can only be used with Ceramic Build Platform.

For detailed information on the production workflow, please refer to the instructions for use of the respective VarseoSmile or VarseoWax resins. Pictures and illustrations are exemplary. Colors, symbols, design and information on the labels and/or packaging shown may differ from reality. Not all products and services shown are available in all countries.

BEGO compatibility overview 3D printing system components



SprintRay¹ Pro 95/Pro 95 S/Pro 55/Pro 55 S

Cleaning

Light-curing



VarseoSmile TriniQ

Permanent crowns, bridges and denture teeth



VarseoSmile Crown plus

Permanent single crowns, inlays, onlays and veneers



VarseoSmile Temp

Temporary crown and bridge restorations, inlays, onlays and veneers



VarseoSmile Teeth

Denture teeth



VarseoWax CAD/CAST

Burnout objects



VarseoWax Model

Dental models

Component	Ultrasonic bath	Formlabs ¹ Form Wash	Whip Mix ¹ Veriwash + Veriwhirl/ Ackuretta ¹ Cleani ²	Manuelle cleaning with tensides: Details see last page	SprintRay ¹ ProWash S/ProWash/Dry:	BEGO Otofash:	HiLite Power (Kulzer) ¹ :	Formlabs Form Cure:	SprintRay ProCure:	SprintRay ProCure 2:	CUREbox ¹ Plus:	Ackuretta CURIE/Varseo Cure ² :
VarseoSmile TriniQ	3 min + 2 min (Isopropanol 99% or Ethanol 96%)	3 min (Isopropanol 99%)	3 min + 3 min (Isopropanol 99%)		4 min Reservoir 1 (Isopropanol 99%) + 3 min Reservoir 2 (Isopropanol 99%) + 3 min drying + spraying off (Isopropanol 99%)	2 x 1.500 flashes	2 x 90 sec	2 x 20 min @ 60 °C	2 x 20 min @ 20 °C	Preprogrammed resin profile VarseoSmile Crown plus (60 sec – pause – 50 sec) in zone A	2 x 20 min @ 30 °C	2 x 2,5 min exposure parameters: P13 D8 T2.30BOn
VarseoSmile Crown plus				Ivoclar ¹ PrograPrint Clean: 3 min Reservoir 1 (Isopropanol 99%) + 3 min Reservoir 2 (Isopropanol 99%) + brush cleaning + spray off (Isopropanol 99%)	Rapid Shape ¹ RS Wash: 4 min Reservoir 1 (Isopropanol 99%) + 3 min Reservoir 2 (Isopropanol 99%) + 3 min drying + spraying off (Isopropanol 99%)			Ackuretta CURIE Plus: 2 x 2 min Belichtungsparameter: P9 D80 T2.00BOn		Ivoclar PrograPrint Cure: 2 x 2 min on the PrograPrint Object Holder ¹² (25% Intensität, 405 nm)	Rapid Shape RS Cure: 15 min using lower and upper wavelength at 100 % Power (without Vakuum)	Formlabs Fast Cure ¹⁰ : 2 x 2,5 min with intensity Ivl 1 (see preprogrammed resin profile Permanent Crown)
VarseoSmile Temp	3 min + 2 min (Isopropanol 99% or Ethanol 96%)	3 min (Isopropanol 99%)	3 min + 3 min (Isopropanol 99%)		4 min Reservoir 1 (Isopropanol 99%) + 3 min Reservoir 2 (Isopropanol 99%) + 3 min Trocknung + spraying off (Isopropanol 99%)	2 x 1.500 flashes	2 x 90 sec	2 x 20 min @ 60 °C	2 x 20 min @ 20 °C	Preprogrammed resin profile VarseoSmile Temp (60 sec – pause – 50 sec) in zone A	2 x 20 min @ 30 °C	2 x 2,5 min exposure parameters: P13 D8 T2.30BOn
VarseoSmile Teeth		Formlabs Form Wash: 3 min (Isopropanol 99%)	Whip Mix Veriwash + Veriwhirl/ Ackuretta Cleani ² : 3 min + 3 min (Isopropanol 99%)		Rapid Shape RS Wash: 4 min Reservoir 1 (Isopropanol 99%) + 3 min Reservoir 2 (Isopropanol 99%) + 3 min drying + spraying off (Isopropanol 99%)			Ackuretta CURIE Plus: 2 x 2 min exposure parameters P9 D80 T2.00BOn		Ivoclar PrograPrint Cure: 2 x 2 min on the PrograPrint Object Holder ¹² (25% Intensität, 405 nm)	Rapid Shape RS Cure: 15 min using lower and upper wavelength at 100 % Power (without Vakuum)	Formlabs Fast Cure ¹⁰ : 2 x 2,5 min with intensity Ivl 1 (see preprogrammed resin profiley CB)
VarseoSmile Teeth	3 min + 2 min (Isopropanol 99% or Ethanol 96%)		Whip Mix Veriwash + Veriwhirl/ Ackuretta Cleani ² : 3 min + 3 min (Isopropanol 99%)		SprintRay ProWash S/ProWash/Dry: 4 min reservoir 1 (Isopropanol 99%) + 3 min reservoir 2 (Isopropanol 99%) + 3 min drying + spraying off (Isopropanol 99%)	2 x 1.500 flashes	HiLite Power (Kulzer): 2 x 90 sec	SprintRay ProCure: 2 x 20 min @ 20 °C	Ackuretta CURIE Plus: 2x 2 min exposure parameters P9 D80 T2.00BOn	Ackuretta CURIE/Varseo Cure ² : 2 x 2,5 min exposure parameters: P13 D8 T2.30BOn		
VarseoWax CAD/CAST												
VarseoWax Model												

¹ This symbol is a commercial designation/registered trademark of a company which is not part of the BEGO company group.

² Both devices are identical in construction.

¹⁰ Device needs to cool down between postcuring cycles for at least 10 minutes. This can be accelerated by blowing cold air into the device.

¹² PrograPrint object holder must be purchased separately (not supplied as standard).

For detailed information on the production workflow, please refer to the instructions for use of the respective VarseoSmile or VarseoWax resins. Pictures and illustrations are exemplary. Colors, symbols, design and information on the labels and/or packaging shown may differ from reality. Not all products and services shown are available in all countries.

BEGO compatibility overview 3D printing system components



Whip Mix¹ VeriBuild/VeriEko⁹

Cleaning

Light-curing



VarseoSmile TriniQ

Permanent crowns, bridges and denture teeth



VarseoSmile Crown plus

Permanent single crowns, inlays, onlays and veneers



VarseoSmile Temp

Temporary crown and bridge restorations, inlays, onlays and veneers



VarseoSmile Teeth

Denture teeth



VarseoWax CAD/CAST

Burnout objects



VarseoWax Model

Dental models

<p>Ultrasonic bath: 3 min + 2 min (Isopropanol 99 % or Ethanol 96 %)</p>	<p>Formlabs¹ Form Wash: 3 min (Isopropanol 99 %)</p>	<p>Whip Mix¹ Veriwash + Veriwhirl/¹ Ackuretta¹ Cleani²: 3 min + 3 min (Isopropanol 99 %)</p>	<p>Manuelle cleaning with tensides: <i>Details see last page</i></p>	<p>SprintRay¹ ProWash S/ProWash/Dry: 4 min Reservoir 1 (Isopropanol 99 %) + 3 min Reservoir 2 (Isopropanol 99 %) + 3 min drying + spraying off (Isopropanol 99 %)</p>
			<p>Ivoclar¹ PrograPrint Clean: 3 min Reservoir 1 (Isopropanol 99 %) + 3 min Reservoir 2 (Isopropanol 99 %) + brush cleaning + spray off (Isopropanol 99 %)</p>	<p>Rapid Shape¹ RS Wash: 4 min Reservoir 1 (Isopropanol 99 %) + 3 min Reservoir 2 (Isopropanol 99 %) + 3 min drying + spraying off (Isopropanol 99 %)</p>
<p>Ultrasonic bath: 3 min + 2 min (Isopropanol 99 % or Ethanol 96 %)</p>	<p>Formlabs Form Wash: 3 min (Isopropanol 99 %)</p>	<p>Whip Mix Veriwash + Veriwhirl/¹ Ackuretta¹ Cleani²: 3 min + 3 min (Isopropanol 99 %)</p>	<p>Manuelle cleaning with tensides: <i>Details see last page</i></p>	<p>SprintRay ProWash S/ProWash/Dry: 4 min Reservoir 1 (Isopropanol 99 %) + 3 min Reservoir 2 (Isopropanol 99 %) + 3 min Trocknung + spraying off (Isopropanol 99 %)</p>
			<p>Ivoclar PrograPrint Clean: 3 min Reservoir 1 (Isopropanol 99 %) + 3 min Reservoir 2 (Isopropanol 99 %) + brush cleaning + spraying off (Isopropanol 99 %)</p>	<p>Rapid Shape RS Wash: 4 min Reservoir 1 (Isopropanol 99 %) + 3 min Reservoir 2 (Isopropanol 99 %) + 3 min drying + spraying off (Isopropanol 99 %)</p>

<p>BEGO Otoflash: 2 x 1.500 flashes</p>	<p>HiLite Power (Kulzer¹): 2 x 90 sec</p>	<p>Formlabs Form Cure: 2 x 20 min @ 60 °C</p>	<p>SprintRay ProCure: 2 x 20 min @ 20 °C</p>	<p>SprintRay ProCure 2: Preprogrammed resin profile VarseoSmile Crown plus (60 sec – pause – 50 sec) in zone A</p>	<p>CUREbox¹ Plus: 2 x 20 min @ 30 °C</p>	<p>Ackuretta¹ CURIE/Varseo Cure²: 2 x 2.5 min exposure parameters: P13 D8 T2.30BOn</p>
<p>Shining 3D FabCure: 2 x 15 min</p>	<p>Shining 3D FabCure²: 2 x 5 min @ 20 °C</p>	<p>Ackuretta¹ CURIE Plus: 2 x 2 min Belichtungsparameter: P9 D80 T2.00BOn</p>		<p>Ivoclar PrograPrint Cure: 2 x 2 min on the PrograPrint Object Holder¹² (25 % Intensität, 405 nm)</p>	<p>Rapid Shape RS Cure: 15 min using lower and upper wavelength at 100 % Power (without Vakuum)</p>	<p>Formlabs Fast Cure¹⁰: 2 x 2.5 min with intensity Ivl 1 (see preprogrammed resin profile Permanent Crown)</p>
<p>BEGO Otoflash: 2 x 1.500 flashes</p>	<p>HiLite Power (Kulzer¹): 2 x 90 sec</p>	<p>Formlabs Form Cure: 2 x 20 min @ 60 °C</p>	<p>SprintRay ProCure: 2 x 20 min @ 20 °C</p>	<p>SprintRay ProCure 2: Preprogrammed resin profile VarseoSmile Temp (60 sec – pause – 50 sec) in zone A</p>	<p>CUREbox Plus: 2 x 20 min @ 30 °C</p>	<p>Ackuretta¹ CURIE/Varseo Cure²: 2 x 2.5 min exposure parameters: P13 D8 T2.30BOn</p>
<p>Shining 3D FabCure: 2 x 15 min</p>	<p>Shining 3D FabCure²: 2 x 5 min @ 20 °C</p>	<p>Ackuretta¹ CURIE Plus: 2 x 2 min exposure parameters P9 D80 T2.00BOn</p>		<p>Ivoclar PrograPrint Cure: 2 x 2 min on the PrograPrint Object Holder¹² (25 % Intensität, 405 nm)</p>	<p>Rapid Shape RS Cure: 15 min using lower and upper wavelength at 100 % Power (without Vakuum)</p>	<p>Formlabs Fast Cure¹⁰: 2 x 2.5 min with intensity Ivl 1 (see preprogrammed resin profiley CB)</p>

¹ This symbol is a commercial designation/registered trademark of a company which is not part of the BEGO company group.

² Both devices are identical in construction.

¹⁰ Device needs to cool down between postcuring cycles for at least 10 minutes. This can be accelerated by blowing cold air into the device.

¹¹ Whip Mix VeriBuild & VeriEKO can only be used with anodized aluminium build platform (VeriEKO anodized aluminium build platform in Small, Medium and Large).

¹² PrograPrint object holder must be purchased separately (not supplied as standard).

For detailed information on the production workflow, please refer to the instructions for use of the respective VarseoSmile or VarseoWax resins. Pictures and illustrations are exemplary. Colors, symbols, design and information on the labels and/or packaging shown may differ from reality. Not all products and services shown are available in all countries.

BEGO compatibility overview 3D printing system components

DLP printers in general (with 385 – 405 nm wave length)

Cleaning

Light-curing



VarseoSmile TriniQ
Permanent crowns, bridges and denture teeth



VarseoSmile Crown plus
Permanent single crowns, inlays, onlays and veneers



VarseoSmile Temp
Temporary crown and bridge restorations, inlays, onlays and veneers



VarseoSmile Teeth
Denture teeth



VarseoWax CAD/CAST
Burnout objects



VarseoWax Model
Dental models

Ultrasonic bath: 5 min (Isopropanol 99 % or Ethanol 96 %)	Formlabs Form Wash: 5 min (Isopropanol 99 %)	Anycubic¹ Wash & Cure Plus³: 8 min (Isopropanol 99 % or Ethanol 96 %)	Rapid Shape RS Wash: 4 min reservoir 1 (Isopropanol 99 %) + 3 min reservoir 2 (Isopropanol 99 %) + 3 min drying + spraying off (Isopropanol 99 %)
--	---	--	--

Flash or LED light-curing devices, e.g.:					
BEGO Otoflash: 2 × 2.000 flashes	HiLite Power (Kulzer): 2 × 180 sec	Formlabs Form Cure: 2 × 20 min @ 60 °C	Anycubic Wash & Cure Plus³: 2 × 20 min	Ackuretta CURIE/Varseo Cure²: 1 × 5 min exposure parameters: P13 D8 T5.00 B0n	Rapid Shape RS Cure: 15 min using lower and upper wavelength at 100 % Power (without Vakuum)

¹ This symbol is a commercial designation/registered trademark of a company which is not part of the BEGO company group.
² Compatibility applies to the design status to the serial no. W31126A0405446.
³ For detailed information on the production workflow, please refer to the instructions for use of the respective VarseoSmile or VarseoWax resins. Pictures and illustrations are exemplary. Colors, symbols, design and information on the labels and/or packaging shown may differ from reality. Not all products and services shown are available in all countries.

Manual cleaning with Tensides

This cleaning method is valid for VarseoSmile Crown^{plus} and VarseoSmile Temp


Necessary tools, equipment and materials

- InovaPrint wash (hp-dent¹) general purpose 3D print cleaner
- Tap water
- 1-propanol (70 Vol.-%)
- Toothbrush
- Brush
- Instrument for holding the printed objects (e.g. artery clamp)
- Absorbent pad (e.g. paper towels) or tub
- 2 cups for 1-propanol (70 Vol.-%)
- 1 cup for cleaning solution
- Compressed air with trigger/splash guard
- Personal protective equipment: protective gloves and goggles



Cleaning process

Carefully remove the printed object from the platform with the help of a spatula.



Clean the printed object by using a toothbrush and/or brush in two steps:

Step 1:

Pre-wash with reusable cleaning solution: 5 % InovaPrint wash (hp-dent) + 95 % tap water.

- 1.1 Vigorously swirl object in cleaning solution for 15s using pliers or an arterial clamp. Ensure not to damage the printed object.



- 1.2 Remove excess resin by using a toothbrush and cleaning solution. In addition, a brush can be used to clean the inside of crowns. Shortly swirl object in cleaning solution as needed.



Note: Clean toothbrush and brush regularly with 1-Propanol when covered with resin. Dry before reusing toothbrush or brush again for cleaning the printed object.

- 1.3 Use compressed air under a fume hood with splash guard to remove the cleaning solution from the printed object's surface.



- 1.4 Repeat step 1.2 and 1.3 until just a thin layer of resin remains on the surface of the print.

Step 2:

Finish with fresh 1-Propanol (70 Vol.-%).

- 2.1 Vigorously swirl printed object in 1-Propanol for 5s and dry object immediately with compressed air.




- 2.2 Check for remaining resin (shiny spots). If surface of printed object is matte, remove support structure as described in the following step (step 2.3). Shiny spots can be removed by quickly brushing the surface with a 1-Propanol soaked brush. Immediately dry object with compressed air.

- 2.3 Remove the support structure with the help of a cutting wheel or side cutters. Ensure not to deform the printed object.



- 2.4 Quickly clean occlusal surface with a 1-Propanol soaked brush to remove any excess resin. Immediately dry printed object with compressed air.



Note: Contact time of printed object with 1-Propanol needs to be reduced to a minimum to avoid the formation of white spots on the surface.

- 2.5 Post-cure the dental objects by using a validated post-curing unit.

¹ This symbol is a commercial designation/registered trademark of a company which is not part of the BEGO company group. Pictures and illustrations are exemplary. Colors, symbols, design and information on the labels and/or packaging shown may differ from reality. Not all products and services shown are available in all countries.